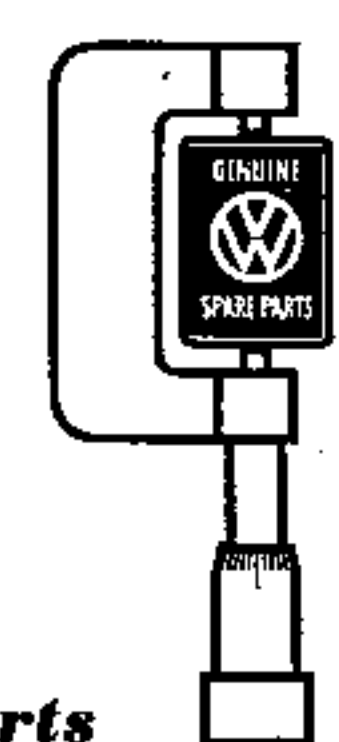


MAIN GROUP

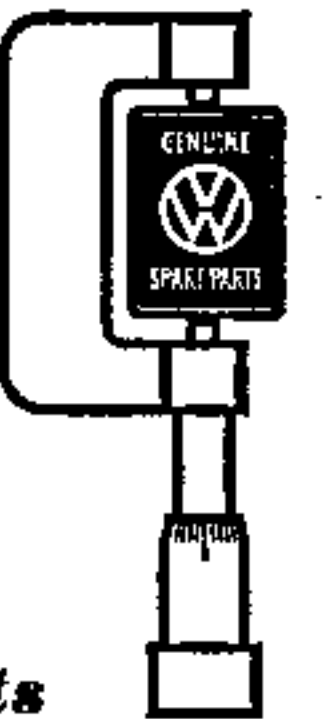
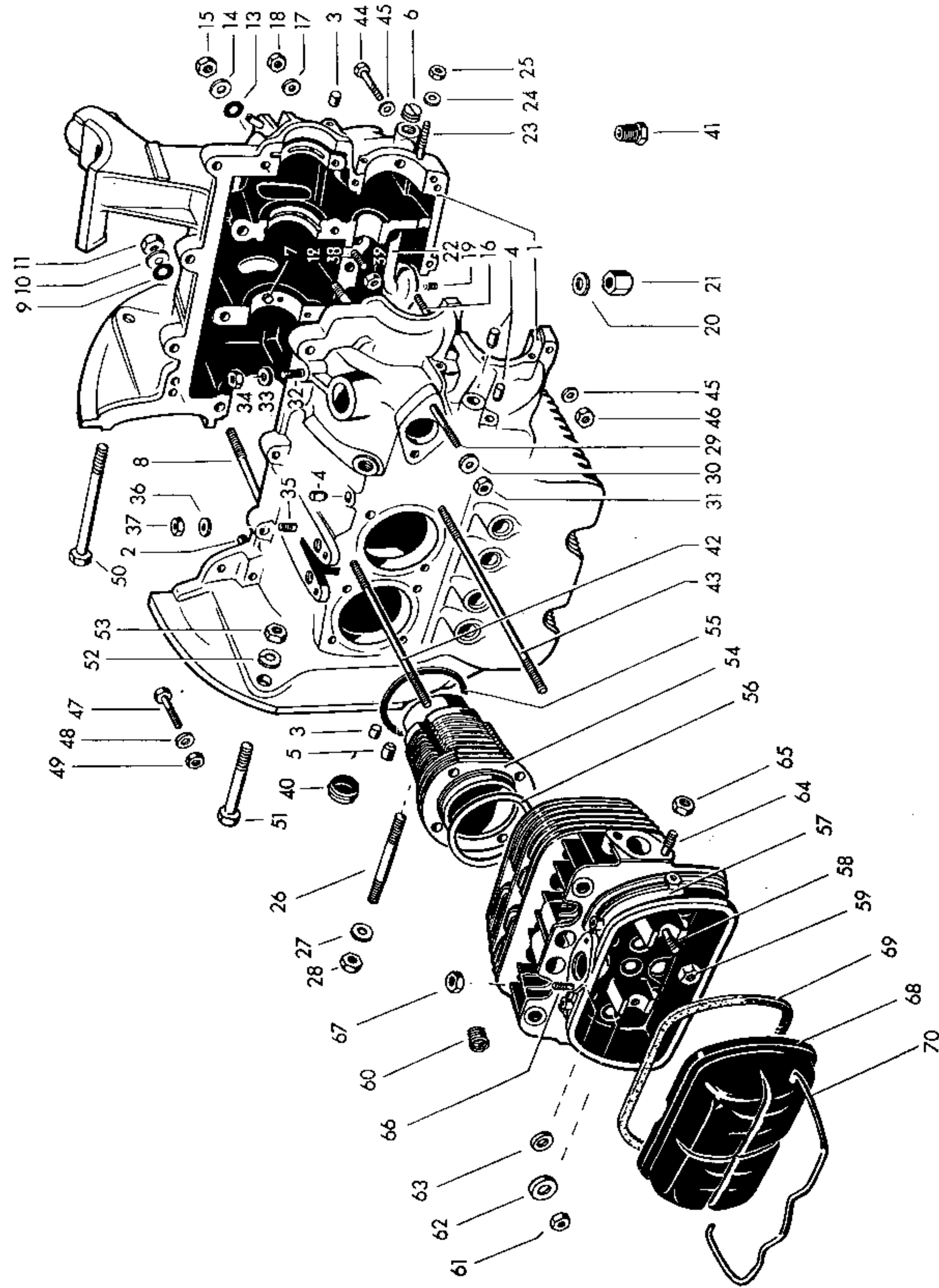


ENGINE

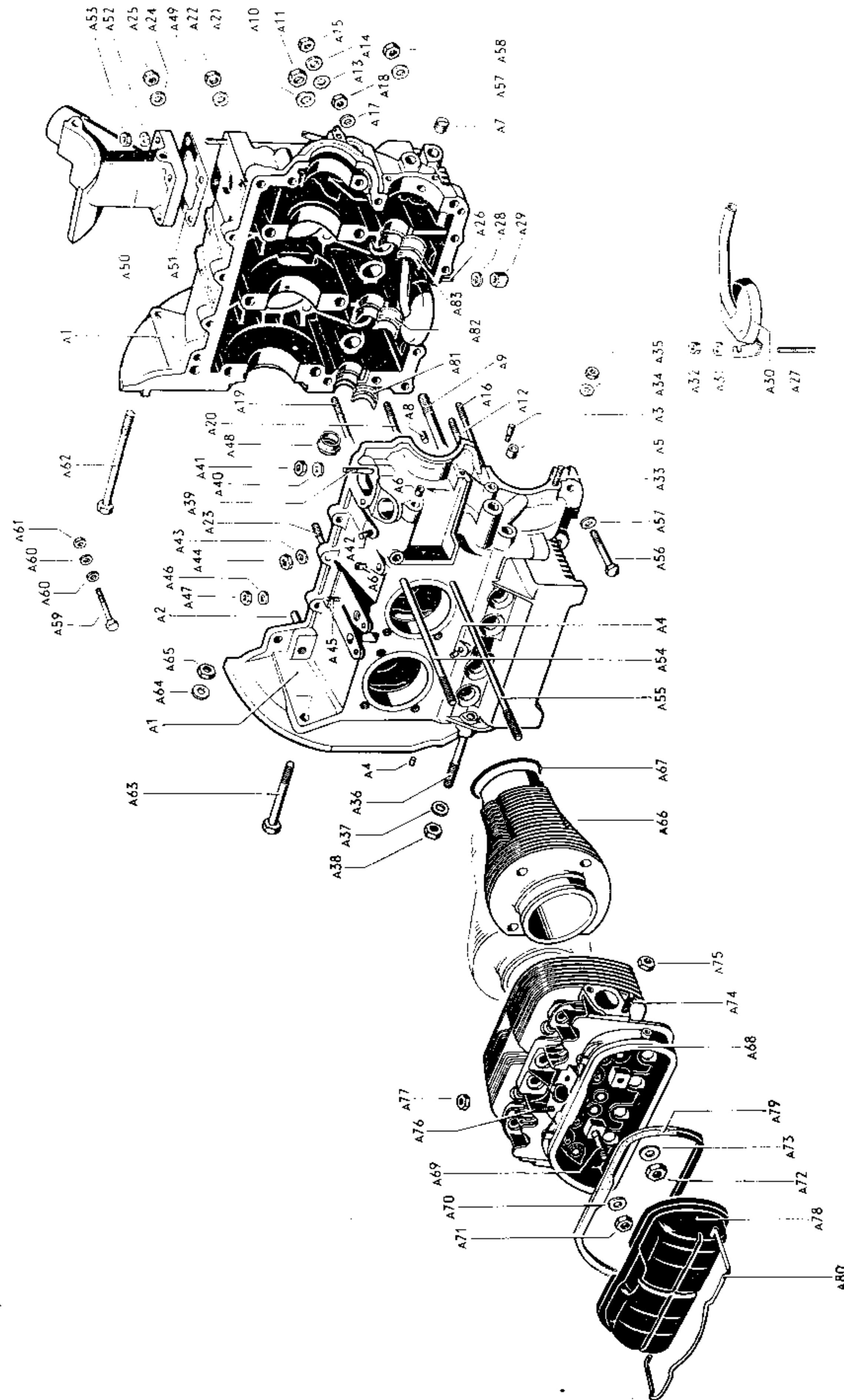
		Illustration
01	Crankcase, Cylinders, Cylinder heads	1 + A 1
05	Crankshaft, Connecting rods, Crankshaft bearings	2
07	Pistons	2
09	Camshaft, Valves	3
15	Oil pump, Oil filler	4
17	Oil cooler	4
19	Air cooling, Cover plates	5 + A 5 + B 5
27	Fuel pump, Fuel lines	6
29	Carburetors, Intake manifold	7 + A 7
41	Clutch	8
98	Repair kits	—



Genuine VW Parts
rigidly factory inspected



Genuine VW Parts
rigidly factory inspected



Key No.	Part No.	Description	Quantity	Type and model
ENGINE				
-	211 100 011 E	Engine assy. 6 V, with ignition, heating and exhaust system including generator, clutch and speed limiter from Chassis No. 1 041 014 up to 1 144 281	1	M 240: M 215, M 216: 44 bhp
		from Chassis No. 1 144 282 up to 216 190 000 (use 111 903 801 D up to Chassis No. 215 190 000)	1	M 240: 44 bhp
-	211 100 011 F	Engine assy. 12 V, with ignition, heating and exhaust system including generator, clutch and speed limiter from Chassis No. 217 000 001	1	44 bhp
-	211 100 011 J	Engine assy. 12 V, with ignition, heating and exhaust system including generator, clutch and speed limiter from Chassis No. 217 000 001	1	M 240: 44 bhp
-	211 100 025 Q	Engine assy. 6 V, with ignition, heating and exhaust system including generator and clutch up to Chassis No. 215 036 651 (use 211 813 175 B up to Chassis No. 614 455)	1	34 bhp
-	211 100 027 Q	Engine assy. 6 V, with ignition, heating and exhaust system including generator, clutch and speed limiter from Chassis No. 1 041 014 up to 1 144 281 from Chassis No. 1 144 282 up to 216 190 000 (use 111 903 801 D up to Chassis No. 215 190 000)	1 1	M 215, M 216: 44 bhp 44 bhp

MAIN GROUP



ENGINE

Crankcase

Key No.	Part No.	Description	Quantity	Type and model
CRANKCASE				
		25 bhp engine up to Engine No. 20 - 695 355		211-274
		30 bhp engine from Engine No. 20 - 695 356 up to 3 580 000		211-274
		34 bhp engine from Engine No. 5 000 001 up to 8 964 971		211-274
		42 bhp engine from Engine No. 143 543 up to 713 767		M 215: 211-216, 231-238, 261-264 M 216: 211-274
		from Engine No. 713 768 up to 1 100 000		211-274
		44 bhp engine from Engine No. H 0 000 001 up to H 0 761 325		211-274
-	111 101 025	Crankcase	1	25 bhp
1	111 101 025 A	Crankcase	1	30 bhp
		up to Engine No. 3 399 999		
-	111 101 025 C	Crankcase	1	34 bhp
		(see VW Parts Service Bulletin 1-12)		
A 1	113 101 025 E	Crankcase	1	42-, 44 bhp
		(see VW Parts Service Bulletin 1-12)		
-	111 101 111	Dowel pin 8x18 - Crankcase jointing faces	2	25-, 30 bhp
		up to Engine No. 3 399 999		
2/A 2	113 101 111	Dowel pin 8x25 - Crankcase jointing faces	2	
A 3	113 101 112	Plug - Oil passage	1	30-, 34-, 42-, 44 bhp
		from Engine No. 3 400 000		

MAIN GROUP



ENGINE

Engine

Key No.	Part No.	Description	Quantity	Type and model
ENGINE				
-	211 100 011 E	Engine assy. 6 V, with ignition, heating		
		and exhaust system including generator, clutch and speed limiter		
		from Chassis No. 1 041 014 up to 1 144 281	1	M 240: M 215, M 216: 44 bhp
		from Chassis No. 1 144 282 up to 216 190 000 (use 131 903 801 up to Chassis No. 215 190 000)	1	M 240: 44 bhp
-	211 100 011 F	Engine assy. 12 V, with ignition, heating	1	44 bhp
		and exhaust system including generator, clutch and speed limiter		
		from Chassis No. 217 000 001		
-	211 100 011 J	Engine assy. 12 V, with ignition, heating	1	M 240: 44 bhp
		and exhaust system including generator, clutch and speed limiter		
		from Chassis No. 217 000 001		
-	211 100 025 Q	Engine assy. 6 V, with ignition, heating and	1	34 bhp
		exhaust system including generator and clutch up to Chassis No. 215 036 651		
		(use 211 813 175 B up to Chassis No. 614 455)		
-	211 100 027 Q	Engine assy. 6 V, with ignition, heating		
		and exhaust system including generator, clutch and speed limiter		
		from Chassis No. 1 041 014 up to 1 144 281	1	M 215, M 216: 44 bhp
		from Chassis No. 1 144 282 up to 216 190 000 (use 131 903 801 up to Chassis No. 215 190 000)	1	44 bhp



Key No.	Part No.	Description	Quantity	Type and model
CRANKCASE				
		25 bhp engine up to Engine No. 20 - 695 355		211-274
		30 bhp engine from Engine No. 20 - 695 356 up to 3 580 000		211-274
		34 bhp engine from Engine No. 5 000 001 up to 8 964 971		211-274
		42 bhp engine from Engine No. 143 543 up to 713 767		M 215: 211-216, 231-238, 261-264 M 216: 211-274
		from Engine No. 713 768 up to 1 100 000		211-274
		44 bhp engine from Engine No. H 0 000 001 up to H 0 761 325		211-274
-	111 101 025	Crankcase	1	25 bhp
1	111 101 025 A	Crankcase	1	30 bhp
		up to Engine No. 3 399 999		
-	111 101 025 B	Crankcase	1	34 bhp
		(the following parts are additionally required:		
		113 101 157 C End plug	1	
		311 115 107 A Body - Oil pump	1	
		111 115 111 B Gasket	1	
		311 115 115 Gear and shaft	1	
		311 115 123 A Gear - Oil pump (driven)	1	
		111 115 131 B Gasket	1	
		311 115 141 C Cover - Oil pump	1	
		111 115 161 Sealing nut	4)	
A 1	211 101 025 B	Crankcase	1	42-, 44 bhp
		(the following parts are additionally required:		
		113 101 157 C End plug	1	
		311 115 107 A Body - Oil pump	1	
		111 115 111 B Gasket	1	
		111 115 131 B Gasket	1	
		311 115 141 C Cover - Oil pump	1	
		111 115 161 Sealing nut	4)	
-	111 101 111	Dowel pin 8x18 - Crankcase jointing faces	2	25-, 30 bhp
		up to Engine No. 3 399 999		
2/A 2	113 101 111	Dowel pin 8x25 - Crankcase jointing faces	2	
A 3	113 101 112	Plug - Oil passage	1	30-, 34-, 42-, 44 bhp
		from Engine No. 3 400 000		



Key No.	Part No.	Description	Quantity	Type and model
3	111 101 115	Plug 5.5 mm dia. - Crankcase	x	25-, 30-, 34 bhp
A 4		no longer available		
A 5		no longer available		
A 6		no longer available		
4		no longer available		
5	111 101 119 B	Plug 10.45 mm dia. - Crankcase	x	25-, 30 bhp
		up to Engine No. 3 399 999		
6/A 7	N 13 856 1	Plug, slotted, M 16x1.5	1	
7/A 8	111 101 123	Dowel pin - Crankshaft bearing	5	
8	N 14 413 1	Stud AM 10 Ax137 -	6	25-, 30 bhp
		Crankshaft bearing No. I, II, III up to Engine No. 3 399 999		
-	N 14 414 1	Stud CM 12x1.5 A/M 10x137 -	x	25-, 30 bhp
		Crankshaft bearing No. I, II, III up to Engine No. 3 399 999		
9	111 101 127	Sealing washer 10x19 - Stud -	6	25-, 30 bhp
		Crankshaft bearing No. I, II, III up to Engine No. 3 399 999		
10	N 11 655 2	Washer 11.5 - Stud -	6	25-, 30 bhp
		Crankshaft bearing No. I, II, III up to Engine No. 3 399 999		
11	N 11 010 4	Nut, hex. M 10 - Stud -	6	25-, 30 bhp
		Crankshaft bearing No. I, II, III up to Engine No. 3 399 999		
-	N 14 500 1	Stud AM 12x1.5 Ax141 -	6	30-, 34 bhp
		Crankshaft bearing No. I, II, III from Engine No. 3 400 000		
-	N 14 563 1	Stud CM 14x1.5 A/M 12x1.5 Ax140 -	x	30-, 34 bhp
		Crankshaft bearing No. I, II, III from Engine No. 3 400 000		

MAIN GROUP



ENGINE

Crankcase

Key No.	Part No.	Description	Quantity	Type and model
A 9	N 14 501 1	Stud AM 12×1.5 A×156 lower – Crankshaft bearing No. I, II, III	3	42-, 44 bhp
-	N 14 496 1	Stud CM 14×1.5 A/M 12×1.5×156 lower – Crankshaft bearing No. I, II, III	x	42-, 44 bhp
-	N 14 516 1	Stud AM 12×1.5 A×166 upper – Crankshaft bearing No. I, II, III	3	42-, 44 bhp
-	N 14 571 1	Stud CM 14×1.5 A/M 12×1.5×166 upper – Crankshaft bearing No. I, II, III	x	42-, 44 bhp
-	113 101 125	Sealing washer 10×18 – Crankcase jointing faces from Engine No. H 0 194 248	6	44 bhp
A 10	113 101 129	Washer 12.2×22 – Stud – Crankshaft bearing No. I, II, III from Engine No. 3 400 000	6	30-, 34-, 42-, 44 bhp
A 11	113 101 131	Nut, hex. M 12×1.5 – Stud – Crankshaft bearing No. I, II, III from Engine No. 3 400 000	6	30-, 34-, 42-, 44 bhp
-	113 101 131 A	Sealing nut M 12×1.5 – Stud – Crankshaft bearing No. I, II, III from Engine No. 3 400 000 up to H 0 194 247	x	30-, 34-, 42-, 44 bhp
12	N 14 409 2	Stud AM 8 A×72 – Crankshaft bearing No. IV up to Engine No. 3 399 999	2	25-, 30 bhp
-	N 14 410 1	Stud CM 10 A/M 8×71 – Crankshaft bearing No. IV up to Engine No. 3 399 999	x	25-, 30 bhp
A 12	N 14 397 9	Stud AM 8 A×56 – Crankshaft bearing No. IV from Engine No. 3 400 000	2	30-, 34-, 42-, 44 bhp
-	N 14 491 1	Stud CM 10 A/M 8×56 – Crankshaft bearing No. IV from Engine No. 3 400 000	x	30-, 34-, 42-, 44 bhp
13/A13	N 13 830 1	Sealing washer A 8×14 – Stud – Crankshaft bearing No. IV	2	
14	N 11 654 2	Washer 9.5 – Stud – Crankshaft bearing No. IV up to Engine No. 3 399 999	2	25-, 30 bhp

MAIN GROUP



ENGINE

Crankcase

Key No.	Part No.	Description	Quantity	Type and model
A 14	N 12 241 2	Spring washer B 8×15 – Stud – Crankshaft bearing No. IV from Engine No. 3 400 000	2	30-, 34-, 42-, 44 bhp
15/A15	N 11 008 8	Nut, hex. M 8 – Stud – Crankshaft bearing No. IV	2	
16	N 14 403 1	Stud AM 6×49 upper – Oil pump jointing face up to Engine No. 3 399 999	1	25-, 30 bhp
-	N 14 404 1	Stud CM 8 A/M 6×49 upper – Oil pump jointing face up to Engine No. 3 399 999	x	25-, 30 bhp
17	N 12 226 2	Spring washer B 6 – Stud upper – Oil pump jointing face up to Engine No. 3 399 999	1	25-, 30 bhp
18	N 11 006 2	Nut, hex. M 6 – Stud upper – Oil pump jointing face up to Engine No. 3 399 999	1	25-, 30 bhp
A 16	N 14 399 2	Stud AM 8 A×97 upper – Oil pump jointing face from Engine No. 3 400 000	1	30-, 34-, 42-, 44 bhp
-	N 14 485 1	Stud CM 10 A/M 8×97 upper – Oil pump jointing face from Engine No. 3 400 000	x	30-, 34-, 42-, 44 bhp
A 17	N 12 241 2	Spring washer B 8×15 – Stud upper – Oil pump jointing face from Engine No. 3 400 000	1	30-, 34-, 42-, 44 bhp
A 18	N 11 008 8	Nut, hex. M 8 – Stud upper – Oil pump jointing face from Engine No. 3 400 000	1	30-, 34-, 42-, 44 bhp
A 19	N 14 444 1	Stud AM 8 A×125 upper – Camshaft bearing No. 1 from Engine No. 3 400 000	1	30-, 34-, 42-, 44 bhp
-	N 14 486 1	Stud CM 10 A/M 8×125 upper – Camshaft bearing No. 1 from Engine No. 3 400 000	x	30-, 34-, 42-, 44 bhp
A 20	N 14 419 1	Stud AM 8 A×112 lower – Camshaft bearing No. 1 from Engine No. 3 400 000	1	30-, 34-, 42-, 44 bhp

MAIN GROUP



ENGINE

Crankcase

Key No.	Part No.	Description	Quantity	Type and model
-	N 14 481 2	Stud CM 10 A/M 8×112 lower – Camshaft bearing No. 1 from Engine No. 3 400 000	x	30-, 34-, 42-, 44 bhp
A 21	N 12 241 2	Spring washer B 8×15 – Stud – Camshaft bearing No. 1 from Engine No. 3 400 000	2	30-, 34-, 42-, 44 bhp
A 22	N 11 008 8	Nut, hex. M 8 – Stud – Camshaft bearing No. 1 from Engine No. 3 400 000	2	30-, 34-, 42-, 44 bhp
A 23	N 14 396 3	Stud AM 8 A×50 – Jointing face from Engine No. 3 400 000	7	30-, 34-, 42-, 44 bhp
-	N 14 490 1	Stud CM 10 A/M 8×50 – Jointing face from Engine No. 3 400 000	x	30-, 34-, 42-, 44 bhp
A 24	N 12 241 2	Spring washer B 8×15 – Stud – Jointing face from Engine No. 3 400 000	7	30-, 34-, 42-, 44 bhp
A 25	N 11 008 8	Nut, hex. M 8 – Stud – Jointing face from Engine No. 3 400 000	7	30-, 34-, 42-, 44 bhp
19/A26	N 14 542 1	Stud AM 6 A×21 – Oil strainer cover up to Engine No. 3 399 999 from Engine No. 3 400 000	6 5	25-, 30 bhp 30-, 34-, 42-, 44 bhp
-	N 14 478 1	Stud CM 8 A/M 6×21 – Oil strainer cover	x	
A 27	N 14 543 3	Stud AM 6 A×30 – Oil strainer cover and oil pipe with dome from Engine No. 3 400 000	1	30-, 34-, 42-, 44 bhp
-	113 101 139	Stud (oversize) – Oil strainer cover and oil pipe with dome from Engine No. 3 400 000	x	30-, 34-, 42-, 44 bhp
20/A28	N 13 804 2	Sealing washer A 6×10 – Oil strainer cover	6	
21/A29	N 11 062 3	Cap nut M 6 – Oil strainer cover	6	

MAIN GROUP



ENGINE

Crankcase

Key No.	Part No.	Description	Quantity	Type and model
22	111 101 149	Oil pipe with dome up to Engine No. 3 399 999	1	25-, 30 bhp
-	113 101 149 A	Oil pipe with dome from Engine No. 3 400 000	1	30-, 34 bhp
A 30	311 101 149 A	Oil pipe with dome	1	42-, 44 bhp
A 31	N 11 524 4	Washer A 6.4 – Oil pipe with dome from Engine No. 3 400 000	1	30-, 34-, 42-, 44 bhp
A 32	113 101 175	Nut, hex. M 6 – Oil pipe with dome from Engine No. 3 400 000	1	30-, 34-, 42-, 44 bhp
23	N 14 434 1	Stud AM 6 A×28 – Oil pump up to Engine No. 3 399 999	4	25-, 30 bhp
-	N 14 454 2	Stud CM 8 A/M 6×28 – Oil pump up to Engine No. 3 399 999	x	25-, 30 bhp
A 33	N 14 401 3	Stud AM 6 A×31 – Oil pump from Engine No. 3 400 000	4	30-, 34-, 42-, 44 bhp
-	N 14 402 1	Stud CM 8 A/M 6×31 – Oil pump from Engine No. 3 400 000	x	30-, 34-, 42-, 44 bhp
24/A34	N 11 652 1	Washer 7	4	
25/A35	N 11 006 2	Nut, hex. M 6	4	
26/A36	N 14 525 1	Stud AM 10 A×85 – Engine mounting	2	
-	N 14 412 1	Stud CM 12×1.5 A/M 10×82 – Engine mounting	x	
27/A37	N 12 230 2	Spring washer B 10	2	
28/A38	N 11 010 4	Nut, hex. M 10	2	
29	N 14 407 1	Stud AM 8 A×62 – Fuel pump up to Engine No. 3 399 999	2	25-, 30 bhp
-	N 14 408 2	Stud CM 10 A/M 8×62 – Fuel pump up to Engine No. 3 399 999	x	25-, 30 bhp
A 39	N 14 396 3	Stud AM 8 A×50 – Fuel pump from Engine No. 3 400 000	2	30-, 34-, 42-, 44 bhp

MAIN GROUP

1

ENGINE

Crankcase

Key No.	Part No.	Description	Quantity	Type and model
-	N 14 566 1	Stud CM 10 A/M 8×51 – Fuel pump from Engine No. 3 400 000	×	30-, 34-, 42-, 44 bhp
30/A40	N 12 241 2	Spring washer B 8×15 – Fuel pump	2	
31/A41	N 11 008 8	Nut, hex. M 8 – Fuel pump	2	
32	N 14 532 2	Stud AM 8 A×32 – Distributor up to Engine No. 3 399 999	1	25-, 30 bhp
-	N 14 561 2	Stud M 10 A/M 8×30 – Distributor up to Engine No. 3 399 999	×	25-, 30 bhp
A 42	N 14 398 3	Stud AM 8 A×27 – Distributor from Engine No. 3 400 000	1	30-, 34-, 42-, 44 bhp
-	N 14 482 1	Stud CM 10 A/M 8×27 – Distributor from Engine No. 3 400 000	×	30-, 34-, 42-, 44 bhp
33/A43	N 12 241 2	Spring washer B 8×15 – Distributor	1	
34/A44	N 11 008 8	Nut, hex. M 8 – Distributor	1	
35/A45	N 14 451 2	Stud AM 6 A×23 – Oil cooler	1	
-	N 14 452 1	Stud CM 8 A/M 6×23 – Oil cooler	×	
36/A46	N 12 226 2	Spring washer B 6 – Oil cooler	1	
37/A47	N 11 006 2	Nut, hex. M 6 – Oil cooler	1	
38	N 14 451 2	Stud AM 6 A×23 – Push rod guide plate up to Engine No. 3 399 999	4	25-, 30 bhp
-	N 14 478 1	Stud CM 8 A/M 6×21 – Push rod guide plate up to Engine No. 3 399 999	×	25-, 30 bhp
39	N 11 006 2	Nut, hex. M 6 – Push rod guide plate up to Engine No. 3 399 999	4	25-, 30 bhp
-	N 14 532 2	Stud AM 8 A×32 – Bracket – Thermostat	1	

MAIN GROUP

1

ENGINE

Crankcase

Key No.	Part No.	Description	Quantity	Type and model
-	N 14 561 2	Stud CM 10 A/M 8×30 – Bracket – Thermostat	×	
-	N 11 654 2	Washer 9.5 – Bracket – Thermostat	1	
-	N 11 008 8	Nut, hex. M 8 – Bracket – Thermostat	1	
40	111 101 157	End plug – Camshaft up to Engine No. 3 399 999	1	25-, 30 bhp
-	113 101 157	End plug 27.4 mm dia. – Camshaft from Engine No. 3 400 000	1	30-, 34-, 42 bhp
A 48	113 101 157 C	End plug 29.9 mm dia. – Camshaft	1	44 bhp
41	111 101 195	Oil drain plug (oversize) up to Engine No. 3 072 319	1	25-, 30 bhp
-	111 101 196	Oil drain plug (2 nd oversize) up to Engine No. 3 072 319	1	25-, 30 bhp
-	111 101 199	Oil drain plug – Magnetic (oversize) up to Engine No. 3 072 319	1	25-, 30 bhp
A 49	N 14 443 4	Stud AM 8 A×38 – Generator support from Engine No. 3 400 000	4	30-, 34-, 42-, 44 bhp
-	N 14 483 1	Stud CM 10 A/M 8×38 – Generator support from Engine No. 3 400 000	4	30-, 34-, 42-, 44 bhp
A 50	113 101 211 E	Generator support	1	44 bhp
-	113 101 211 C	Generator support from Engine No. 3 400 000 (only together with 113 115 451 B)	1	30-, 34-, 42 bhp
A 51	113 101 219	Gasket – Generator support from Engine No. 3 400 000 up to Engine No. 573 912	1 1	30-, 34 bhp 42 bhp
-	113 101 221 A	Oil deflector plate from Engine No. 573 913	1	42-, 44 bhp
A 52	N 12 241 2	Spring washer B 8×15 – Generator support Generator support from Engine No. 3 400 000	4	30-, 34-, 42-, 44 bhp
A 53	N 11 008 8	Nut, hex. M 8 – Generator support Generator support from Engine No. 3 400 000	4	30-, 34-, 42-, 44 bhp

MAIN GROUP



ENGINE

Crankcase

Key No.	Part No.	Description	Quantity	Type and model
-	N 14 415 1	Stud AM 10 A×166 – Cylinder head	16	25 bhp
-	N 14 416 1	Stud CM 12×1.5 A/M 10×166 – Cylinder head	x	25 bhp
42	N 14 422 1	Stud AM 10 A×196 – Cylinder head	4	30 bhp
		up to Engine No. 3 399 999		
-	N 14 423 1	Stud CM 12×1.5 A/M 10×196 – Cylinder head	x	30 bhp
		up to Engine No. 3 399 999		
43	N 14 424 1	Stud AM 10 A×218 – Cylinder head	12	30 bhp
		up to Engine No. 3 399 999		
-	N 14 425 1	Stud CM 12×1.5 A/M 10×218 – Cylinder head	x	30 bhp
		up to Engine No. 3 399 999		
-	N 14 504 1	Stud AM 10 A×177 upper – Cylinder head	8	30-, 34 bhp
		from Engine No. 3 400 000		
-	N 14 487 1	Stud CM 12×1.5 A/M 10×177 upper –	x	30-, 34 bhp
		Cylinder head from Engine No. 3 400 000		
-	N 14 509 1	Stud AM 10 A×229 lower – Cylinder head	8	30-, 34 bhp
		from Engine No. 3 400 000		
-	N 14 488 1	Stud CM 12×1.5 A/M 10×229 lower –	x	30-, 34 bhp
		Cylinder head from Engine No. 3 400 000		
-	N 14 505 1	Stud AM 10 A×188 upper – Cylinder head	8	42 bhp
		up to Engine No. 710 799		
-	N 14 494 1	Stud CM 12×1.5 A/M 10×188 upper	x	42 bhp
		Cylinder head up to Engine No. 710 799		
A 54	N 14 502 1	Stud AM 10 A×204 upper – Cylinder head	8	42-, 44 bhp
		from Engine No. 710 800		
-	N 14 568 1	Stud CM 12×1.5 A/M 10×204 upper –	x	42-, 44 bhp
		Cylinder head from Engine No. 710 800		
A 55	N 14 506 1	Stud AM 10 A×240 lower – Cylinder head	8	42-, 44 bhp
-	N 14 495 1	Stud CM 12×1.5 A/M 10×240 lower –	x	42-, 44 bhp
		Cylinder head		

MAIN GROUP



ENGINE

Crankcase securing parts

Key No.	Part No.	Description	Quantity	Type and model
CRANKCASE SECURING PARTS				
44	N 10 360 2	Bolt, hex. head BM 8×60 DIN 931 galvanized ...	7	25-, 30 bhp
		up to Engine No. 3 399 999		
45	N 12 241 2	Spring washer B 8×15 DIN 137 galvanized	14	25-, 30 bhp
		up to Engine No. 3 399 999		
46	N 11 008 3	Nut, hex. M 8 DIN 934 galvanized	7	25-, 30 bhp
		up to Engine No. 3 399 999		
47	N 10 346 2	Bolt, hex. head BM 6×30 DIN 931	2	25-, 30 bhp
		up to Engine No. 3 399 999		
48	N 12 226 2	Spring washer B 6 DIN 137 galvanized	2	25-, 30 bhp
		up to Engine No. 3 399 999		
49	N 11 006 2	Nut, hex. M 6 DIN 934 galvanized	2	25-, 30 bhp
		up to Engine No. 3 399 999		
A 56	N 10 350 3	Bolt, hex. head M 8×50 DIN 931 galvanized – ...	2	30-, 34-, 42-, 44 bhp
		Crankcase jointing faces lower from Engine No. 3 400 000		
-	N 10 360 2	Bolt, hex. head BM 8×60 DIN 931 galvanized – ...	1	42-, 44 bhp
		Crankcase jointing faces upper		
A 57	N 12 241 2	Spring washer B 8×15 DIN 137 galvanized –	4	30-, 34 bhp
		Crankcase jointing faces from Engine No. 3 400 000	6	42-, 44 bhp
A 58	N 11 008 3	Nut, hex. M 8 DIN 934 galvanized –	2	30-, 34 bhp
		Crankcase jointing faces from Engine No. 3 400 000	3	42-, 44 bhp
A 59	N 10 352 2	Bolt, hex. head BM 8×55 DIN 931 galvanized – ...	1	30-, 34-, 42-, 44 bhp
		Crankcase jointing faces upper from Engine No. 3 400 000		
A 60	N 12 241 2	Spring washer B 8×15 DIN 137 galvanized –	2	30-, 34-, 42-, 44 bhp
		Crankcase jointing faces upper from Engine No. 3 400 000		
A 61	N 11 008 5	Nut, hex. M 8 DIN 934 –	1	30-, 34-, 42-, 44 bhp
		Crankcase jointing faces upper from Engine No. 3 400 000		

MAIN GROUP



ENGINE

Engine to transmission securing parts

Key No.	Part No.	Description	Quantity	Type and model
---------	----------	-------------	----------	----------------

ENGINE TO TRANSMISSION SECURING PARTS

50	N 10 500 1	Bolt, hex. head M 10×110 DIN 931 up to Engine No. H 0 183 372	1	
A 62	111 199 101	Screw M 10×110 from Engine No. H 0 183 373	1	44 bhp
51/A63	N 10 470 2	Bolt, hex. head M 10×70 DIN 931 galvanized	1	
52/A64	N 12 230 2	Spring washer B 10 DIN 137 galvanized	2	
53/A65	N 11 010 2	Nut, hex. M 10 DIN 934 galvanized	2	

MAIN GROUP



ENGINE

Cylinders

Key No.	Part No.	Description	Quantity	Type and model
---------	----------	-------------	----------	----------------

CYLINDERS

-	111 101 301	Cylinder 75 mm dia. 001 blue 003 pink 002 green	4	25 bhp
A 66	311 101 301 D	Cylinder 83 mm dia. 001 blue 003 pink 002 green	4	42-, 44 bhp
54	111 101 311	Cylinder 77 mm dia. up to Engine No. 3 399 999 001 blue 003 pink 002 green	4	30 bhp
-	113 101 311	Cylinder 77 mm dia. from Chassis No. 3 400 000 001 blue 003 pink 002 green	4	30 bhp
-	113 101 311 C	Cylinder 77 mm dia. 001 blue 003 pink 002 green	4	34 bhp
-	111 101 341	Gasket 80×88.5 between crankcase and cylinder	4	25 bhp
55	111 101 341 A	Gasket 82×90 between crankcase and cylinder up to Engine No. 3 399 999	4	30 bhp
-	113 101 341	Gasket 87×96 between crankcase and cylinder from Chassis No. 3 400 000	4	30-, 34 bhp
A 67	311 101 341	Gasket 90×99 between crankcase and cylinder	4	42-, 44 bhp
-	111 101 343	Gasket 82×88.2 between cylinder and cylinder head	4	25 bhp
56	111 101 343 A	Gasket 84×88.2 between cylinder and cylinder head up to Engine No. 3 399 999	4	30 bhp
-	113 101 343	Gasket 87×91.2 between cylinder and cylinder head from Engine No. 3 400 000	4	30 bhp
-	113 101 343 A	Gasket 90×94.2 between cylinder and cylinder head	4	34 bhp

MAIN GROUP



ENGINE

Cylinder heads

Key No.	Part No.	Description	Quantity	Type and model
CYLINDER HEADS				
-	111 101 351	Cylinder head	2	25 bhp
57	111 101 351 A	Cylinder head up to Engine No. 3 399 999	2	30 bhp
-	113 101 351 A	Cylinder head from Engine No. 3 400 000	2	30 bhp
-	113 101 351 F	Cylinder head	2	34 bhp
-	211 101 351 A	Cylinder head up to Engine No. 710 799	2	42 bhp
-	211 101 353	Cylinder head from Engine No. 710 800	2	42 bhp
A 68	311 101 353 A	Cylinder head	2	44 bhp
-	111 101 381	Shim 0.4 mm - Cylinder head	x	25 bhp
-	111 101 381 A	Shim 0.4 mm - Cylinder head up to Engine No. 3 399 999	x	30 bhp
-	113 101 381	Shim 0.4 mm - Cylinder head from Engine No. 3 400 000	x	30 bhp
-	111 101 385	Shim 0.8 mm - Cylinder head	x	25 bhp
-	111 101 385 A	Shim 0.8 mm - Cylinder head up to Engine No. 3 399 999	x	30 bhp
-	113 101 385	Shim 0.8 mm - Cylinder head from Engine No. 3 400 000	x	30 bhp
-	113 101 385 A	Shim 0.8 mm - Cylinder head	x	34 bhp
-	311 101 385 A	Shim 0.8 mm - Cylinder head	x	42-, 44 bhp
-	111 101 387	Shim 1.0 mm - Cylinder head	x	25 bhp

MAIN GROUP



ENGINE

Cylinder heads

Key No.	Part No.	Description	Quantity	Type and model
-	111 101 387 A	Shim 1.0 mm - Cylinder head up to Engine No. 3 399 999	x	30 bhp
-	113 101 387	Shim 1.0 mm - Cylinder head from Engine No. 3 400 000	x	30 bhp
-	113 101 387 A	Shim 1.0 mm - Cylinder head	x	34 bhp
-	311 101 387 A	Shim 1.0 mm - Cylinder head	x	42-, 44 bhp
-	111 101 389	Shim 1.5 mm - Cylinder head	x	25 bhp
-	111 101 389 A	Shim 1.5 mm - Cylinder head up to Engine No. 3 399 999	x	30 bhp
-	113 101 389	Shim 1.5 mm - Cylinder head from Engine No. 3 400 000	x	30 bhp
-	113 101 389 A	Shim 1.5 mm - Cylinder head	x	34 bhp
-	311 101 389 A	Shim 1.5 mm - Cylinder head	x	42-, 44 bhp
58	N 14 396 3	Stud AM 8 A×50 - Rocker shaft up to Engine No. 3 399 999	4	25-, 30 bhp
-	N 14 566 1	Stud CM 10 A/M 8×51 - Rocker shaft up to Engine No. 3 399 999	x	25-, 30 bhp
-	113 101 397	Stud - Rocker shaft (guide shoulder 11.5 mm dia.) up to Engine No. 5 979 933	4	34 bhp
-	113 101 397 A	Stud - Rocker shaft (guide shoulder 12.5×11) from Engine No. 5 979 934 up to 8 435 053 up to Engine No. 455 624	4 4	34 bhp 42 bhp
-	113 101 398	Stud M 15×1.5/M 8×63 (oversize) - Rocker shaft up to Engine No. 672 697	x x	34 bhp 42 bhp
-	113 101 399	Stud M 8/M 10×65 - Rocker shaft from Engine No. 3 400 000	4	30 bhp

MAIN GROUP



ENGINE

Cylinder heads

Key No.	Part No.	Description	Quantity	Type and model
-	113 101 399 A	Stud - Rocker shaft (guide shoulder 13×22, oversize) from Engine No. 8 435 054 from Engine No. 455 625 up to 710 799	×	34 bhp 42 bhp
A 69	113 101 399 B	Stud - Rocker shaft from Engine No. 710 800	4	42-, 44 bhp
A 70	N 12 241 2	Spring washer B 8×15 from Engine No. 3 400 000	4	30-, 34-, 42-, 44 bhp
59	N 11 008 8	Nut, hex. M 8 up to Engine No. 3 399 999	4	25-, 30 bhp
A 71	N 11 008 8	Nut, hex. M 8 from Engine No. 3 400 000	4	30-, 34-, 42-, 44 bhp
-	111 101 403 A	Guide - Intake valve with shoulder 1 st o. s. up to Engine No. 3 399 000	×	30 bhp
-	113 101 403 A	Guide - Intake valve with shoulder 1 st o. s. from Engine No. 3 400 000	×	30-, 34-, 42-, 44 bhp
-	111 101 404	Guide - Intake valve 1 st o. s. up to Engine No. 3 399 999	×	30 bhp
-	113 101 404	Guide - Intake valve 1 st o. s. from Engine No. 3 400 000	×	30-, 34-, 42-, 44 bhp
-	111 101 405 A	Guide - Intake valve with shoulder 2 nd o. s. up to Engine No. 3 399 000	×	30 bhp
-	113 101 405 A	Guide - Intake valve with shoulder 2 nd o. s. from Engine No. 3 400 000	×	30-, 34-, 42-, 44 bhp
-	111 101 406	Guide - Intake valve 2 nd o. s. up to Engine No. 3 399 999	×	30 bhp
-	113 101 406	Guide - Intake valve 2 nd o. s. from Engine No. 3 400 000	×	30-, 34-, 42-, 44 bhp
-	111 101 408	Guide - Intake valve 3 rd o. s. up to Engine No. 3 399 999	×	30 bhp
-	113 101 408	Guide - Intake valve 3 rd o. s. from Engine No. 3 400 000	×	30-, 34-, 42-, 44 bhp
-	111 101 417 B	Guide - Exhaust valve with shoulder 1 st o. s. up to Engine No. 3 399 000	×	30 bhp

MAIN GROUP



ENGINE

Cylinder heads

Key No.	Part No.	Description	Quantity	Type and model
-	113 101 417 A	Guide - Exhaust valve with shoulder 1 st o. s. from Engine No. 3 400 000	×	30-, 34-, 42-, 44 bhp
-	111 101 418 A	Guide - Exhaust valve 1 st o. s. up to Engine No. 3 399 999	×	30 bhp
-	113 101 418	Guide - Exhaust valve 1 st o. s. from Engine No. 3 400 000	×	30-, 34-, 42-, 44 bhp
-	111 101 419 B	Guide - Exhaust valve with shoulder 2 nd o. s. up to Engine No. 3 399 000	×	30 bhp
-	113 101 419 A	Guide - Exhaust valve with shoulder 2 nd o. s. from Engine No. 3 400 000	×	30-, 34-, 42-, 44 bhp
-	111 101 420 A	Guide - Exhaust valve 2 nd o. s. up to Engine No. 3 399 999	×	30 bhp
-	113 101 420	Guide - Exhaust valve 2 nd o. s. from Engine No. 3 400 000	×	30-, 34-, 42-, 44 bhp
-	111 101 422 A	Guide - Exhaust valve 3 rd o. s. up to Engine No. 3 399 999	×	30 bhp
-	113 101 422	Guide - Exhaust valve 3 rd o. s. from Engine No. 3 400 000	×	30-, 34-, 42-, 44 bhp
-	111 101 451	Tapped insert - Spark plug up to Engine No. 2 772 548	4	25-, 30 bhp
-	N 13 207 1	Dowel pin 3×8 up to Engine No. 2 772 548	4	25-, 30 bhp
60	111 101 451 A	Threaded insert - Spark plug	4	30-, 34-, 42-, 44 bhp
-	111 101 453	Filter - Cylinder head breather up to Engine No. 3 399 999	2	25-, 30 bhp
-	111 101 455	Nut with sealing sleeve - Cylinder head	8	25 bhp
-	111 101 457 A	Nut - Cylinder head up to Engine No. 20 - 1 120 614	8 16	25 bhp 30 bhp
61/A72	021 101 457	Nut, hex. M 10 - Cylinder head from Engine No. 20 - 1 120 615	16	30-, 34-, 42-, 44 bhp
62	111 101 461	Washer 10.2×24 - Cylinder head nut up to Engine No. 3 399 999	12	30 bhp

MAIN GROUP



ENGINE

Cylinder heads

Key No.	Part No.	Description	Quantity	Type and model
63/A73	N 11 527 1	Washer A 10.5 – Cylinder head nut up to Engine No. 3 399 999 from Engine No. 3 400 000	4 16	30 bhp 30-, 34-, 42-, 44 bhp
-	111 101 465	Gasket – Cylinder head nut	8	25 bhp
64/A74	N 14 395 3	Stud AM 8 A×42 – Exhaust flange up to Engine No. 3 399 999	8 8	25-, 30 bhp 42-, 44 bhp
-	N 14 458 1	Stud CM 10 A/M 8×35 – Exhaust flange up to Engine No. 3 399 999	x x	25-, 30 bhp 42-, 44 bhp
-	N 14 443 4	Stud AM 8 A×38 – Exhaust flange from Engine No. 3 400 000	8	30-, 34 bhp
-	N 14 483 1	Stud CM 10 A/M 8×38 – Exhaust flange from Engine No. 3 400 000	x	30-, 34 bhp
65	N 11 008 8	Nut, hex. M 8	8	25-, 30-, 34 bhp
A 75	311 101 463	Nut, hex. M 8 (self locking)	8	30-, 34-, 42-, 44 bhp
66/A76	N 14 401 3	Stud AM 6 A×31 – Intake manifold	4	
-	N 14 402 1	Stud CM 8 A/M 6×31 – Intake manifold	x	
67/A77	N 11 006 2	Nut, hex. M 6 – Intake manifold	4	
-	N 14 465 1	Stud BM 6×26 – Breather from Engine No. 3 400 000	4	30 bhp
-	N 12 226 2	Spring washer B 6 – Breather from Engine No. 3 400 000	4	30 bhp
-	N 11 006 2	Nut, hex. M 6 from Engine No. 3 400 000	4	30 bhp
68	111 101 475	Cylinder head cover up to Engine No. 3 399 999	2	25-, 30 bhp
-	113 101 475	Cylinder head cover (with depression in sealing surface) from Engine No. 3 400 000 up to 3 485 000	2	30 bhp
A 78	113 101 475 A	Cylinder head cover (with straight sealing surface) from Engine No. 3 485 001 up to 5 869 983	2	30-, 34 bhp

MAIN GROUP



ENGINE

Cylinder heads

Key No.	Part No.	Description	Quantity	Type and model
-	113 101 475 B	Cylinder head cover from Engine No. 5 869 984	2	34-, 42-, 44 bhp
69	111 101 483 B	Gasket – Cylinder head cover up to Engine No. 3 399 999	2	25-, 30 bhp
-	113 101 481	Gasket – Cylinder head cover from Engine No. 3 400 000 up to 3 485 000	2	30 bhp
-	113 101 481 F	Gasket – Cylinder head cover from Engine No. 5 869 934	2	34-, 42-, 44 b.h.p.
A 79	113 101 483 D	Gasket – Cylinder head cover from Engine No. 3 485 001 up to 5 869 983	2	30-, 34 b.h.p.
70	111 101 487	Retaining spring – Cylinder head cover up to Engine No. 3 399 999	2	25-, 30 bhp
A 80	311 101 487	Retaining spring – Cylinder head cover from Engine No. 3 400 000	2	30-, 34-, 42-, 44 bhp
A 81	113 101 501	Bearing shell No. 1 – Camshaft bearing from Engine No. 3 400 000	2	30-, 34-, 42-, 44 bhp
A 82	113 101 511	Bearing shell No. 2 – Camshaft bearing from Engine No. 3 400 000	2	30-, 34-, 42-, 44 bhp
-	021 101 521	Bearing shell No. 3 left – Camshaft bearing from Engine No. 3 400 000	1	30-, 34-, 42-, 44 bhp
A 83	113 101 522	Bearing shell No. 3 right – Camshaft bearing from Engine No. 3 400 000	1	30-, 34-, 42-, 44 bhp

MAIN GROUP



ENGINE

Crankcase

Key No.	Part No.	Description	Quantity	Type and model
-	N 14 566 1	Stud CM 10 A/M 8×51 – Fuel pump	x	
43	N 12 241 2	Spring washer B 8×15 DIN 137 galvanized	2	
44	N 11 008 3	Nut, hex. M 8 DIN 934 galvanized	2	
45	311 101 149 A	Oil pipe with dome	1	
46	N 11 524 1	Washer A 6.4 DIN 125	1	
47	113 101 175	Nut, hex. – Oil pipe mounting	1	
-	113 101 157	End plug 27.4 mm dia. – Camshaft	1	up to Engine No. 1 100 000
48	113 101 157 C	End plug 29.9 mm dia. – Camshaft	1	from Engine No. H 0 000 001
49	N 14 443 1	Stud AM 8 A×38 – Generator support	4	
-	N 14 483 1	Stud CM 10 A/M 8×38 – Generator support	x	
-	113 101 211 C	Generator support	1	up to Engine No. 1 100 000 (for use with 113 115 451 B only)
50	113 101 211 B	Generator support	1	from Engine No. H 0 000 001
51	113 101 219	Gasket – Generator support	1	
52	N 12 241 2	Spring washer B 8×15 DIN 137 galvanized	4	
53	N 11 008 3	Nut, hex. M 8 DIN 934 galvanized	4	

MAIN GROUP



ENGINE

Crankcase
Cylinders

Key No.	Part No.	Description	Quantity	Type and model
---------	----------	-------------	----------	----------------

CRANKCASE SECURING PARTS

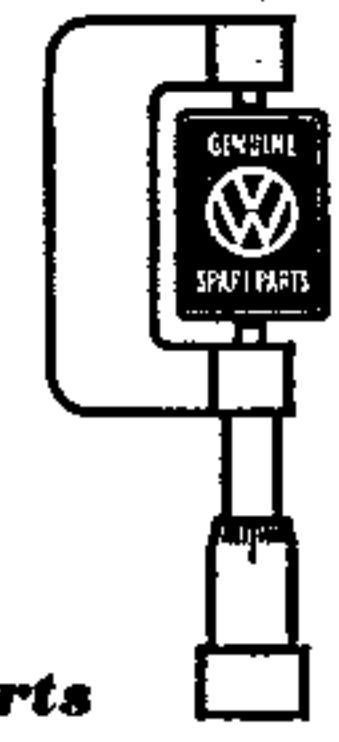
54	N 10 350 3	Bolt, hex. head M 8×50 DIN 931 galvanized	2	
-	N 10 360 2	Bolt, hex. head BM 8×60 DIN 931 galvanized . . .	1	
55	N 12 241 2	Spring washer B 8×15 DIN 137 galvanized	6	
56	N 11 008 3	Nut, hex. M 8 DIN 934 galvanized	3	
57	N 10 352 2	Bolt, hex. head BM 8×55 DIN 931 galvanized . . .	1	
58	N 12 241 2	Spring washer B 8×15 DIN 137 galvanized	2	
59	N 11 008 5	Nut, hex. M 8 DIN 934	1	

ENGINE
TO TRANSMISSION SECURING PARTS

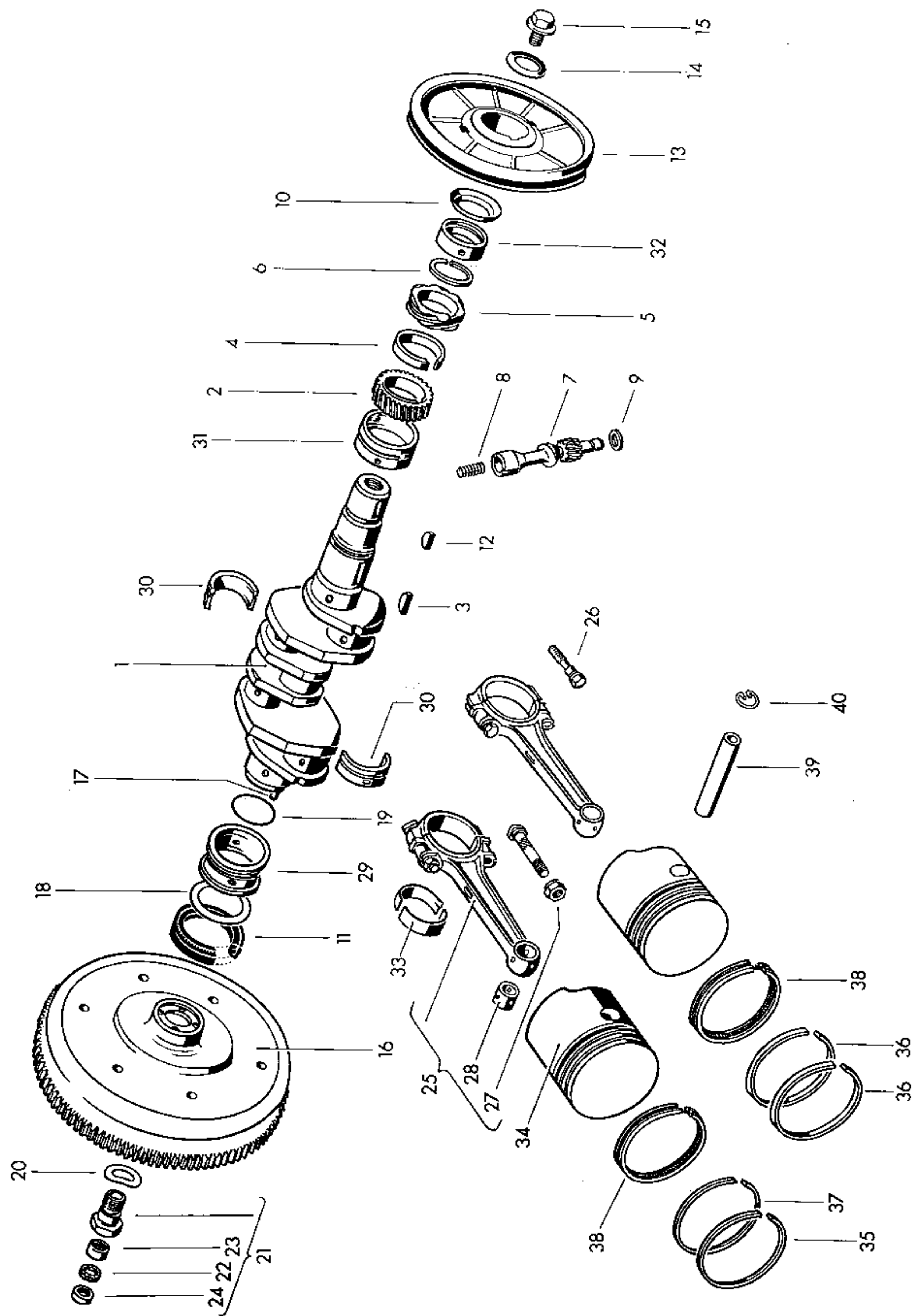
-	N 10 500 1	Bolt, hex. head M 10×110 DIN 931 up to Engine No. H 0 183 372	1	
60	111 199 101	Bolt, M 10×110 from Engine No. H 0 183 373	1	
61	N 10 470 2	Bolt, hex. head M 10×70 DIN 931 galvanized . . .	1	
62	N 12 230 2	Spring washer B 10 DIN 137 galvanized	2	
63	N 11 010 2	Nut, hex. M 10 DIN 934 galvanized	2	

CYLINDERS

64	311 101 301 D	Cylinder 83 mm dia. 001 blue 003 pink 002 green	4	
65	311 101 341	Gasket between crankcase and cylinder	4	



Genuine VW Parts
rigidly factory inspected



Key No.	Part No.	Description	Quantity	Type and model
CRANKSHAFT				
		25 bhp engine up to Engine No. 20 - 695 355		211-274
		30 bhp engine from Engine No. 20 - 695 356 up to 3 580 000		211-274
		34 bhp engine from Engine No. 5 000 001 up to 8 964 971		211-274
		42 bhp engine from Engine No. 143 543 up to 713 767		M 215: 211-216, 231-238, 261-264 M 216: 211-274
		from Engine No. 713 768 up to 1 100 000		211-274
		44 bhp engine from Engine No. H 0 000 001 up to H 0 761 325		211-274
-	111 105 101	Crankshaft	1	25-, 30 bhp up to Engine No. 3 399 999
-	113 105 101 A	Crankshaft	1	30-, 34 bhp from Engine No. 3 400 000
-	311 105 101 B	Crankshaft	1	42-, 44 bhp up to Engine No. H 0 140 935
1	311 105 101 F	Crankshaft with X-drilling	1	44 bhp from Engine No. H 0 140 936 (up to Engine No. H 0 703 230 the following parts are additionally required: 311 107 361 A Ring - Piston 4 (lower, 83 mm dia.) 311 107 371 Scraper ring 83 mm dia. 4 with coil spring)
-	111 105 209	Timing gear - Crankshaft	1	25-, 30 bhp up to Engine No. 3 399 999
2	113 105 209	Timing gear - Crankshaft	1	30-, 34-, 42-, 44 bhp from Engine No. 3 400 000
3	111 105 213	Woodruff key - Crankshaft timing gear	1	
-	111 105 219	Spacer - Crankshaft timing gear	1	25-, 30 bhp up to Engine No. 3 399 999
4	113 105 219	Spacer - Crankshaft timing gear	1	30-, 34-, 42-, 44 bhp from Engine No. 3 400 000
5	111 105 223	Gear - Distributor drive	1	

MAIN GROUP



ENGINE

Crankshaft

Key No.	Part No.	Description	Quantity	Type and model
6	111 105 227	Lockring - Distributor drive gear	1	
-	111 105 231	Pinion - Distributor drive up to Engine No. 3 399 999	1	25-, 30 bhp
-	113 105 231	Pinion - Distributor drive from Engine No. 3 400 000 up to 5 500 000	1	30-, 34 bhp
7	113 105 231 B	Pinion - Distributor drive from Engine No. 5 500 001	1	34-, 42-, 44 bhp
8	111 105 233	Coil spring - Distributor drive pinion	1	
9	111 105 235 A	Washer 0.6 mm - Distributor drive pinion	x	
-	113 105 235 A	Washer 6.3 mm - Distributor drive pinion	x	
-	113 105 235 B	Washer 3.0 mm - Distributor drive pinion	x	
10	113 105 241 A	Oil thrower - Crankshaft	1	
-	111 105 245	Oil seal 80 mm dia. - Crankshaft up to Engine No. 3 399 999	1	25-, 30 bhp
-	113 105 245	Oil seal 100 mm dia. - Crankshaft from Engine No. 3 400 000	1	30 bhp
11	113 105 245 F	Oil seal 90 mm dia. - Crankshaft	1	34-, 42-, 44 bhp
12	113 105 249	Woodruff key - Crankshaft pulley	1	
-	111 105 251	Pulley - Crankshaft	1	25 bhp
-	111 105 251 A	Pulley - Crankshaft up to Engine No. 3 399 999	1	30 bhp
13	113 105 251 A	Pulley - Crankshaft from Engine No. 3 400 000	1	30-, 34-, 42-, 44 bhp
-	111 105 253 B	Pulley (oversize 50.5 mm dia.) - Crankshaft up to Engine No. 3 399 999	x	25-, 30 bhp
-	113 105 253	Pulley (oversize 50.5 mm dia.) - Crankshaft from Engine No. 3 400 000	x	30-, 34-, 42-, 44 bhp

MAIN GROUP



ENGINE

Crankshaft

Key No.	Part No.	Description	Quantity	Type and model
14	111 105 259	Concave washer - Crankshaft pulley bolt	1	
15	111 105 263 A	Bolt - Crankshaft pulley	1	
-	122 105 261	Starting dog	x	
-	111 105 265	Spring washer - Starting dog	x	
-	111 105 271	Flywheel, 109 teeth - Clutch 180 up to Engine No. 3 399 999	1	25-, 30 bhp
-	113 105 271 B	Flywheel, 109 teeth - Clutch 180 (use 113 105 279 A) from Engine No. 3 400 000 up to 6 908 639	1	30-, 34 bhp
-	211 105 271	Flywheel, 109 teeth - Clutch 200 from Engine No. 6 908 640 up to Engine No. H 0 140 935	1 1	34 bhp 42-, 44 bhp
-	211 105 271 C	Flywheel, 109 teeth - Clutch 200 from Engine No. H 0 140 936 up to H 0 183 372	1	44 bhp
16	311 105 271	Flywheel, 130 teeth - Clutch 200 from Engine No. H 0 183 373	1	44 bhp
-	111 105 277	Dowel pin (length 14 mm) - Flywheel up to Engine No. 3 399 999	4	25-, 30 bhp
-	111 105 277 A	Dowel pin (length 12.5 mm) - Flywheel up to Engine No. 3 399 999	4	25-, 30 bhp
17	113 105 277	Dowel pin (length 14 mm) - Flywheel from Engine No. 3 400 000	4	30-, 34-, 42-, 44 bhp
-	113 105 277 A	Dowel pin (length 12.5 mm) - Flywheel from Engine No. 3 400 000	4	30-, 34-, 42-, 44 bhp
-	111 105 279 A	Gasket - Flywheel up to Engine No. 3 399 999	1	25-, 30 bhp
-	113 105 279	Gasket (paper) - Flywheel from Engine No. 3 400 000 up to 6 908 639	1	30-, 34 bhp
-	113 105 279 A	Gasket (metal) from Engine No. 6 908 640 up to H 0 140 935	1	34-, 42-, 44 bhp
-	111 105 281	Spacer 0.24 mm - Flywheel up to Engine No. 3 399 999	x	25-, 30 bhp

MAIN GROUP



ENGINE

Crankshaft

Key No.	Part No.	Description	Quantity	Type and model
-	113 105 281	Spacer 0.24 mm - Flywheel from Engine No. 3 400 000 up to H 0 140 935	x	30-, 34-, 42-, 44 bhp
18	113 105 281 A	Spacer 0.24 mm - Flywheel from Engine No. H 0 140 936	x	44 bhp
-	111 105 283	Spacer 0.30 mm - Flywheel up to Engine No. 3 399 999	x	25-, 30 bhp
-	113 105 283	Spacer 0.30 mm - Flywheel from Engine No. 3 400 000 up to H 0 140 935	x	30-, 34-, 42-, 44 bhp
-	113 105 283 A	Spacer 0.30 mm - Flywheel from Engine No. H 0 140 936	x	44 bhp
-	111 105 285	Spacer 0.32 mm - Flywheel up to Engine No. 3 399 999	x	25-, 30 bhp
-	113 105 285	Spacer 0.32 mm - Flywheel from Engine No. 3 400 000 up to H 0 140 935	x	30-, 34-, 42-, 44 bhp
-	113 105 285 A	Spacer 0.32 mm - Flywheel from Engine No. H 0 140 936	x	44 bhp
-	111 105 287	Spacer 0.34 mm - Flywheel up to Engine No. 3 399 999	x	25-, 30 bhp
-	113 105 287	Spacer 0.34 mm - Flywheel from Engine No. 3 400 000 up to H 0 140 935	x	30-, 34-, 42-, 44 bhp
-	113 105 287 A	Spacer 0.34 mm - Flywheel from Engine No. H 0 140 936	x	44 bhp
-	113 105 289	Spacer 0.36 mm - Flywheel from Engine No. 3 400 000 up to H 0 140 935	x	30-, 34-, 42-, 44 bhp
-	113 105 289 A	Spacer 0.36 mm - Flywheel from Engine No. H 0 140 936	x	44 bhp
19	311 105 295 A	Rubber seal - Flywheel from Engine No. H 0 140 936	1	44 bhp
20	111 105 297	Lock washer - Flywheel	1	
-	111 105 305	Gland nut with bush - Flywheel	1	25 bhp

MAIN GROUP



ENGINE

Crankshaft
Connecting rods

Key No.	Part No.	Description	Quantity	Type and model
-	111 105 305 C	Gland nut 35.2 mm with needle bearing - Flywheel up to Engine No. 3 399 999	1	30 bhp
-	111 105 305 D	Gland nut 37.2 mm with needle bearing u.s. - Flywheel up to Engine No. 3 399 999	x	30 bhp
21	111 105 305 E	Gland nut 37.2 mm with needle bearing - Flywheel from Engine No. 3 400 000	1	30-, 34-, 42-, 44 bhp
22	111 105 311	Gasket (felt)	1	
23	111 105 313 A	Needle bearing - Flywheel gland nut	1	
24	111 105 315	Sealing ring - Needle bearing	1	
-	113 105 343	Snap ring from Engine No. 3 400 000	1	30 bhp
CONNECTING RODS				
-	111 105 401	Connecting rod up to Engine No. 3 399 999 007 yellow 041 black	4	25-, 30 bhp
-	113 105 401 A	Connecting rod from Engine No. 3 400 000 049 brown 528 grey	4	30-, 34 bhp
25	311 105 401 B	Connecting rod 049 brown 528 grey	4	42-, 44 bhp
26	113 105 425 A	Bolt - Connecting rod	8	25-, 30-, 34-, 42 bhp
27	113 105 427	Nut, hex. - Connecting rod bolt	8	44 bhp
28	311 105 431 A	Bush - Piston pin	4	42-, 44 bhp
-	111 105 433	Bush - Piston pin	4	25-, 30-, 34 bhp



Key No.	Part No.	Description	Quantity	Type and model
CRANKSHAFT BEARINGS				
-	111 105 501 A	Bearing No. 1, outer dia. 60.0 mm – Crankshaft .. up to Engine No. 3 399 999	1	25-, 30 bhp
-	113 105 501	Bearing shell No. 1 and No. 3, outer dia. 60.0 mm – Crankshaft from Engine No. 3 400 000 up to 3 520 332	4	30 bhp
29	113 105 501 B	Bearing No. 1, outer dia. 65.0 mm – Crankshaft ... from Engine No. 3 400 000	1	30-, 34-, 42-, 44 bhp
-	111 105 502 A	Bearing shell No. 1, outer dia. 60.0 mm with thicker thrust flange (steel-backed) – Crankshaft up to Engine No. 3 399 999	2	25-, 30 bhp
-	111 105 503 C	Bearing shell No. 1, outer dia 60.5 mm (steel-backed) – Crankshaft up to Engine No. 3 399 999	2	25-, 30 bhp
-	113 105 503 A	Bearing No. 1, outer dia. 65.5 mm with thicker ... thrust flange – Crankshaft from Engine No. 3 400 000	1	30-, 34-, 42-, 44 bhp
-	113 105 503 D	Bearing No. 1, outer dia. 65.5 mm – Crankshaft ... from Engine No. 3 400 000	1	30-, 34-, 42-, 44 bhp
-	111 105 504 A	Bearing shell No. 1, outer dia. 60.5 mm with thicker thrust flange (steel-backed) – Crankshaft up to Engine No. 3 399 999	1	25-, 30 bhp
-	111 105 507 A	Bearing No. 1, outer dia. 60.0 mm – Crankshaft .. (0.25 mm u.s.) up to Engine No. 3 399 999	1	25-, 30 bhp
-	113 105 507	Bearing shell No. 1 and No. 3, outer dia. 60.0 mm – Crankshaft (0.25 mm u.s.) from Engine No. 3 400 000 up to 3 520 332	4	30 bhp
-	113 105 507 A	Bearing No. 1, outer dia. 65.0 mm – Crankshaft .. (0.25 mm u.s.) from Engine No. 3 400 000	1	30-, 34-, 42-, 44 bhp
-	111 105 509 C	Bearing shell No. 1, outer dia. 60.5 mm (0.25 mm u.s.) (steel-backed) – Crankshaft up to Engine No. 3 399 999	2	25-, 30 bhp



Key No.	Part No.	Description	Quantity	Type and model
-	113 105 509 A	Bearing No. 1, outer dia. 65.5 mm with thicker ... thrust flange (0.25 mm u.s.) – Crankshaft from Engine No. 3 400 000	1	30-, 34-, 42-, 44 bhp
-	113 105 509 D	Bearing No. 1, outer dia. 65.5 mm – Crankshaft .. (0.25 mm u.s.) from Engine No. 3 400 000	1	30-, 34-, 42-, 44 bhp
-	111 105 510 A	Bearing shell No. 1, outer dia. 60.5 mm with thicker thrust flange (0.25 mm u.s.) (steel-backed) – Crankshaft up to Engine No. 3 399 999	2	25-, 30 bhp
-	111 105 513 A	Bearing No. 1, outer dia. 60.0 mm – Crankshaft .. (0.50 mm u.s.) up to Engine No. 3 399 999	1	25-, 30 bhp
-	113 105 513	Bearing shell No. 1 and No. 2, outer dia. 60.0 mm – Crankshaft (0.50 mm u.s.) from Engine No. 3 400 000 up to 3 520 332	4	30 bhp
-	113 105 513 A	Bearing No. 1, outer dia. 65.0 mm – Crankshaft ... (0.50 mm u.s.) from Engine No. 3 400 000	1	30-, 34-, 42-, 44 bhp
-	113 105 515 A	Bearing No. 1, outer dia. 65.5 mm – Crankshaft ... (0.50 mm u.s.) from Engine No. 3 400 000	1	30-, 34-, 42-, 44 bhp
-	111 105 519 A	Bearing No. 1, outer dia. 60.0 mm – Crankshaft .. (0.75 mm u.s.) up to Engine No. 3 399 999	1	25-, 30 bhp
-	113 105 519	Bearing shell No. 1 and No. 3, outer dia. 60.0 mm – Crankshaft (0.75 mm u.s.) from Engine No. 3 400 000 up to 3 520 332	4	30 bhp
-	113 105 519 A	Bearing No. 1, outer dia. 65.0 mm – Crankshaft ... (0.75 mm u.s.) from Engine No. 3 400 000	1	30-, 34-, 42-, 44 bhp
-	111 105 525 A	Bearing No. 1, outer dia. 60.0 mm – Crankshaft ... (1.00 mm u.s.) up to Engine No. 3 399 999	1	25-, 30 bhp
-	113 105 525 A	Bearing No. 1, outer dia. 65.0 mm – Crankshaft ... (1.00 mm u.s.) from Engine No. 3 400 000	1	30-, 34-, 42-, 44 bhp

MAIN GROUP



ENGINE

Crankshaft bearings

Key No.	Part No.	Description	Quantity	Type and model
-	111 105 531 A	Bearing shell No. 2, outer dia. 60.0 mm - Crankshaft up to Engine No. 3 399 999	2	25-, 30 bhp
-	113 105 531	Bearing shell No. 2, outer dia. 60.0 mm - Crankshaft from Engine No. 3 400 000 up to 3 520 332	2	30 bhp
30	131 105 531	Bearing shell No. 2, outer dia. 65.0 mm - Crankshaft from Engine No. 3 400 000	2	30-, 34-, 42-, 44 bhp
-	111 105 533 A	Bearing shell No. 2, outer dia. 60.5 mm - Crankshaft up to Engine No. 3 399 999	2	25-, 30 bhp
-	131 105 533	Bearing shell No. 2, outer dia. 65.5 mm - Crankshaft from Engine No. 3 400 000	2	30-, 34-, 42-, 44 bhp
-	111 105 537 A	Bearing shell No. 2, outer dia. 60.0 mm - Crankshaft (0.25 mm u.s.) up to Engine No. 3 399 999	2	25-, 30 bhp
-	113 105 537	Bearing shell No. 2, outer dia. 60.0 mm - Crankshaft (0.25 mm u.s.) from Engine No. 3 400 000 up to 3 520 332	2	30 bhp
-	131 105 537	Bearing shell No. 2, outer dia. 65.0 mm - Crankshaft (0.25 mm u.s.) from Engine No. 3 400 000	2	30-, 34-, 42-, 44 bhp
-	111 105 539 A	Bearing shell No. 2, outer dia. 60.5 mm - Crankshaft (0.25 mm u.s.) up to Engine No. 3 399 999	2	25-, 30 bhp
-	131 105 539	Bearing shell No. 2, outer dia. 65.5 mm - Crankshaft (0.25 mm u.s.) from Engine No. 3 400 000	2	30-, 34-, 42-, 44 bhp
-	111 105 543 A	Bearing shell No. 2, outer dia. 60.0 mm - Crankshaft (0.50 mm u.s.) up to Engine No. 3 399 999	2	25-, 30 bhp
-	113 105 543	Bearing shell No. 2, outer dia. 60.0 mm - Crankshaft (0.50 mm u.s.) from Engine No. 3 400 000 up to 3 520 332	2	30 bhp
-	131 105 543	Bearing shell No. 2, outer dia. 65.0 mm - Crankshaft (0.50 mm u.s.) from Engine No. 3 400 000	2	30-, 34-, 42-, 44 bhp

MAIN GROUP



ENGINE

Crankshaft bearings

Key No.	Part No.	Description	Quantity	Type and model
-	113 105 545	Bearing shell No. 2, outer dia. 65.5 mm - Crankshaft (0.50 mm u.s.) from Engine No. 3 400 000	2	30-, 34-, 42-, 44 bhp
-	111 105 549 A	Bearing shell No. 2, outer dia. 60.0 mm - Crankshaft (0.75 mm u.s.) up to Engine No. 3 399 999	2	25-, 30 bhp
-	113 105 549	Bearing shell No. 2, outer dia. 60.0 mm - Crankshaft (0.75 mm u.s.) from Engine No. 3 400 000 up to 3 520 332	2	30 bhp
-	131 105 549	Bearing shell No. 2, outer dia. 65.0 mm - Crankshaft (0.75 mm u.s.) from Engine No. 3 400 000	2	30-, 34-, 42-, 44 bhp
-	111 105 555 A	Bearing shell No. 2, outer dia. 60.0 mm - Crankshaft (1.00 mm u.s.) up to Engine No. 3 399 999	2	25-, 30 bhp
-	131 105 555	Bearing shell No. 2, outer dia. 65.0 mm - Crankshaft (1.00 mm u.s.) from Engine No. 3 400 000	2	30-, 34-, 42-, 44 bhp
-	111 105 561	Bearing No. 3, outer dia. 60.0 mm - Crankshaft .. up to Engine No. 3 399 999	1	25-, 30 bhp
31	113 105 561	Bearing No. 3, outer dia. 65.0 mm - Crankshaft .. from Engine No. 3 400 000	1	30-, 34-, 42-, 44 bhp
-	111 105 563	Bearing No. 3, outer dia. 60.5 mm - Crankshaft .. up to Engine No. 3 399 999	1	25-, 30 bhp
-	113 105 563	Bearing No. 3, outer dia. 65.5 mm - Crankshaft .. from Engine No. 3 400 000	1	30-, 34-, 42-, 44 bhp
-	111 105 567	Bearing No. 3, outer dia. 60.0 mm - Crankshaft .. (0.25 mm u.s.) up to Engine No. 3 399 999	1	25-, 30 bhp
-	113 105 567	Bearing No. 3, outer dia. 65.0 mm - Crankshaft .. (0.25 mm u.s.) from Engine No. 3 400 000	1	30-, 34-, 42-, 44 bhp
-	111 105 569	Bearing No. 3, outer dia. 60.5 mm - Crankshaft .. (0.25 mm u.s.) up to Engine No. 3 399 999	1	25-, 30 bhp

MAIN GROUP



ENGINE

Crankshaft bearings

Key No.	Part No.	Description	Quantity	Type and model
-	113 105 569	Bearing No. 3, outer dia. 65.5 mm – Crankshaft .. (0.25 mm u.s.) from Engine No. 3 400 000	1	30-, 34-, 42-, 44 bhp
-	111 105 573	Bearing No. 3, outer dia. 60.0 mm – Crankshaft .. (0.50 mm u.s.) up to Engine No. 3 399 999	1	25-, 30 bhp
-	113 105 573	Bearing No. 3, outer dia. 65.0 mm – Crankshaft .. (0.50 mm u.s.) from Engine No. 3 400 000	1	30-, 34-, 42-, 44 bhp
-	113 105 575	Bearing No. 3, outer dia. 65.5 mm – Crankshaft .. (0.50 mm u.s.) from Engine No. 3 400 000	1	30-, 34-, 42-, 44 bhp
-	111 105 579	Bearing No. 3, outer dia. 60.0 mm – Crankshaft .. (0.75 mm u.s.) up to Engine No. 3 399 999	1	25-, 30 bhp
-	113 105 579	Bearing No. 3, outer dia. 65.0 mm – Crankshaft .. (0.75 mm u.s.) from Engine No. 3 400 000	1	30-, 34-, 42-, 44 bhp
-	111 105 585	Bearing No. 3, outer dia. 60.0 mm – Crankshaft .. (1.00 mm u.s.) up to Engine No. 3 399 999	1	25-, 30 bhp
-	113 105 585	Bearing No. 3, outer dia. 65.0 mm – Crankshaft .. (1.00 mm u.s.) from Engine No. 3 400 000	1	30-, 34-, 42-, 44 bhp
-	111 105 591	Bearing No. 4, outer dia. 50.0 mm – Crankshaft .. up to Engine No. 3 399 999	1	25-, 30 bhp
32	021 105 591	Bearing No. 4, outer dia. 50.0 mm – Crankshaft .. from Engine No. 3 400 000	1	30-, 34-, 42-, 44 bhp
-	111 105 593	Bearing No. 4, outer dia. 50.5 mm – Crankshaft .. up to Engine No. 3 399 999	1	25-, 30 bhp
-	113 105 593 A	Bearing No. 4, outer dia. 50.5 mm – Crankshaft .. from Engine No. 3 400 000	1	30-, 34-, 42-, 44 bhp
-	111 105 597	Bearing No. 4, outer dia. 50.0 mm – Crankshaft .. (0.25 mm u.s.) up to Engine No. 3 399 999	1	25-, 30 bhp
-	021 105 597	Bearing No. 4, outer dia. 50.0 mm – Crankshaft .. (0.25 mm u.s.) from Engine No. 3 400 000	1	30-, 34-, 42-, 44 bhp

MAIN GROUP



ENGINE

Crankshaft bearings

Key No.	Part No.	Description	Quantity	Type and model
-	111 105 599	Bearing No. 4, outer dia. 50.5 mm – Crankshaft .. (0.25 mm u.s.) up to Engine No. 3 399 999	1	25-, 30 bhp
-	113 105 599 A	Bearing No. 4, outer dia. 50.5 mm – Crankshaft .. (0.25 mm u.s.) from Engine No. 3 400 000	1	30-, 34-, 42-, 44 bhp
-	111 105 603	Bearing No. 4, outer dia. 50.0 mm – Crankshaft .. (0.50 mm u.s.) up to Engine No. 3 399 999	1	25-, 30 bhp
-	021 105 603	Bearing No. 4, outer dia. 50.0 mm – Crankshaft .. (0.50 mm u.s.) from Engine No. 3 400 000	1	30-, 34-, 42-, 44 bhp
-	113 105 605	Bearing No. 4, outer dia. 50.5 mm – Crankshaft .. (0.50 mm u.s.) from Engine No. 3 400 000	1	30-, 34-, 42-, 44 bhp
-	111 105 609	Bearing No. 4, outer dia. 50.0 mm – Crankshaft .. (0.75 mm u.s.) up to Engine No. 3 399 999	1	25-, 30 bhp
-	021 105 609	Bearing No. 4, outer dia. 50.0 mm – Crankshaft .. (0.75 mm u.s.) from Engine No. 3 400 000	1	30-, 34-, 42-, 44 bhp
-	111 105 615	Bearing No. 4, outer dia. 50.0 mm – Crankshaft .. (1.00 mm u.s.) up to Engine No. 3 399 999	1	25-, 30 bhp
-	113 105 615	Bearing No. 4, outer dia. 50.0 mm – Crankshaft .. (1.00 mm u.s.) from Engine No. 3 400 000	1	30-, 34-, 42-, 44 bhp
-	111 105 701 A	Bearing shell – Connecting rod	8	25-, 30 bhp up to Engine No. 3 399 999
33	113 105 701	Bearing shell – Connecting rod	8	30-, 34-, 42-, 44 bhp from Engine No. 3 400 000
-	111 105 707 A	Bearing shell (0.25 mm u.s.) – Connecting rod ... up to Engine No. 3 399 999	8	25-, 30 bhp
-	113 105 707	Bearing shell (0.25 mm u.s.) – Connecting rod ... from Engine No. 3 400 000	8	30-, 34-, 42-, 44 bhp
-	111 105 713 A	Bearing shell (0.50 mm u.s.) – Connecting rod ... up to Engine No. 3 399 999	8	25-, 30 bhp

MAIN GROUP



ENGINE

Crankshaft bearings
Pistons

Key No.	Part No.	Description	Quantity	Type and model
-	113 105 713	Bearing shell (0.50 mm u.s.) - Connecting rod ... from Engine No. 3 400 000	8	30-, 34-, 42-, 44 bhp
-	111 105 719 A	Bearing shell (0.75 mm u.s.) - Connecting rod ... up to Engine No. 3 399 999	8	25-, 30 bhp
-	113 105 719	Bearing shell (0.75 mm u.s.) - Connecting rod ... from Engine No. 3 400 000	8	30-, 34-, 42-, 44 bhp
-	111 105 725 A	Bearing shell (1.00 mm u.s.) - Connecting rod ... up to Engine No. 3 399 999	8	25-, 30 bhp
-	113 105 725	Bearing shell (1.00 mm u.s.) - Connecting rod ... from Engine No. 3 400 000	8	30-, 34-, 42-, 44 bhp
PISTONS				
-	111 107 101 C	Piston 75 mm dia. (standard size) 001 blue 003 pink 002 green	4	25 bhp
34	311 107 101 AA	Piston 83 mm dia. (standard size) 001 blue 003 pink 002 green (use piston rings 311 107 301 C/311 up to Engine No. 164 420)	4	42-, 44 bhp
-	311 107 101 AD	Piston 83 mm dia. (recessed piston) (standard size) 001 blue 003 pink 002 green	4	M 240: 42-, 44 bhp
-	111 107 105 C	Piston 75.5 mm dia. (oversize) 001 blue 003 pink 002 green	4	25 bhp
-	311 107 105 AA	Piston 83.5 mm dia. (oversize) 001 blue 003 pink 002 green (use piston rings 311 107 305 C/315 up to Engine No. 164 420)	4	42-, 44 bhp
-	111 107 109 C	Piston 76 mm dia. (oversize) 001 blue 003 pink 002 green	4	25 bhp

MAIN GROUP



ENGINE

Pistons

Key No.	Part No.	Description	Quantity	Type and model
-	311 107 109 AA	Piston 84 mm dia. (oversize) 001 blue 003 pink 002 green (use piston rings 311 107 309 C/319 up to Engine No. 164 420)	4	42-, 44 bhp
-	111 107 111 C	Piston 77 mm dia. (standard size) up to Engine No. 3 399 999 001 blue 003 pink 002 green	4	30 bhp
-	113 107 111 C	Piston 77 mm dia. (standard size) from Engine No. 3 400 000 001 blue 003 pink 002 green	4	30 bhp
-	113 107 111 P	Piston 77 mm dia. (standard size) 001 blue 003 pink 002 green	4	34 bhp
-	113 107 111 R	Piston 77 mm dia. (standard size) 001 blue 003 pink 002 green	4	34 bhp
-	111 107 115 D	Piston 77.5 mm dia. (oversize) up to Engine No. 3 399 999 001 blue 003 pink 002 green	4	30 bhp
-	113 107 115 C	Piston 77.5 mm dia. (oversize) from Engine No. 3 400 000 003 pink 002 green	4	30 bhp
-	113 107 115 P	Piston 77.5 mm dia. (oversize) 001 blue 003 pink 002 green	4	34 bhp
-	111 107 119 D	Piston 78 mm dia. (oversize) up to Engine No. 3 399 999 001 blue 003 pink 002 green	4	30 bhp

MAIN GROUP



ENGINE

Pistons

Key No.	Part No.	Description	Quantity	Type and model
-	113 107 119 P	Piston 78 mm dia. (oversize) 001 blue 003 pink 002 green	4	34 bhp
-	111 107 301	Piston ring 75 mm dia. (standard size)	8	25 bhp
35	311 107 301 C	Piston ring upper 83 mm dia. (standard size)	4	44 bhp
36	341 107 301	Piston ring 83 mm dia. (standard size)	8	42 bhp
-	111 107 305	Piston ring 75.5 mm dia. (oversize)	8	25 bhp
-	311 107 305 C	Piston ring upper 83.5 mm dia. (oversize)	4	44 bhp
-	341 107 305	Piston ring 83.5 mm dia. (oversize)	8	42 bhp
-	111 107 309	Piston ring 76 mm dia. (oversize)	8	25 bhp
-	311 107 309 C	Piston ring upper 84 mm dia. (oversize)	4	44 bhp
-	341 107 309	Piston ring 84 mm dia. (oversize)	8	42 bhp
-	111 107 311 A	Piston ring lower 75 mm dia. (standard size), stepped	x	25 bhp
-	311 107 311	Piston ring lower 83 mm dia. (standard size)	4	44 bhp up to Engine No. H 0 703 230
-	111 107 315 A	Piston ring lower 75.5 mm dia. (oversize)	x	25 bhp stepped
-	311 107 315	Piston ring lower 83.5 mm dia. (oversize)	4	44 bhp
-	111 107 319 A	Piston ring lower 76 mm dia. (oversize),	x	25 bhp stepped
-	311 107 319	Piston ring lower 84 mm dia. (oversize)	4	44 bhp up to Engine No. H 0 703 230
-	111 107 321	Scraper ring 75 mm dia. (standard size)	4	25 bhp
-	111 107 325	Scraper ring 75.5 mm dia. (oversize)	4	25 bhp

MAIN GROUP



ENGINE

Pistons

Key No.	Part No.	Description	Quantity	Type and model
-	111 107 329	Scraper ring 76 mm dia. (oversize)	4	25 bhp
-	111 107 351 A	Piston ring 77 mm dia. (standard size)	8	30-, 34 bhp
-	111 107 355 C	Piston ring 77.5 mm dia. (oversize)	8	30-, 34 bhp
-	111 107 359 C	Piston ring 78 mm dia. (oversize)	8	30-, 34 bhp
37	311 107 361 A	Piston ring lower 83 mm dia. (standard size), stepped from Engine No. H 0 703 231	4	44 bhp
-	311 107 365 A	Piston ring lower 83.5 mm dia. (oversize),	4	44 bhp stepped from Engine No. H 0 703 231
-	311 107 369 A	Piston ring lower 84 mm dia. (oversize),	4	44 bhp stepped from Engine No. H 0 703 231
-	113 107 371	Scraper ring 77 mm dia. with coil spring	4	30 bhp (standard size)
38	311 107 371	Scraper ring 83 mm dia. with coil spring	4	42-, 44 bhp (standard size)
-	113 107 375	Scraper ring 77.5 mm dia. with coil spring	4	30 bhp (oversize)
-	311 107 375	Scraper ring 83.5 mm dia. with coil spring	4	42-, 44 bhp (oversize)
-	113 107 379	Scraper ring 78 mm dia. with coil spring	4	30 bhp (oversize)
-	311 107 379	Scraper ring 84 mm dia. with coil spring	4	42-, 44 bhp (oversize)
-	111 107 411	Piston pin	4	25-, 30-, 34 bhp
39	311 107 411	Piston pin	4	42-, 44 bhp
-	111 107 431	Piston pin oversize (marked green)	x	25-, 30-, 34 bhp

MAIN GROUP

1

ENGINE

Pistons

Key No.	Part No.	Description	Quantity	Type and model
-	311 107 431	Piston pin oversize (marked green)	x	42-, 44 bhp
-	N 12 275 1	Lockring A 20 - Piston pin	8	25-, 30-, 34 bhp
40	N 12 276 1	Lockring A 22 - Piston pin	8	42-, 44 bhp

MAIN GROUP

1

ENGINE

Camshaft, Valves

Key No.	Part No.	Description	Quantity	Type and model
7	111 109 335	Tube - Push rod	8	25-, 30 bhp up to Engine No. 3 399 999
-	113 109 335	Tube - Push rod	8	30-, 34 bhp from Engine No. 3 400 000
8	311 109 335	Tube - Push rod	8	42-, 44 bhp
9	111 109 345	Sealing washer - Push rod tube	16	25-, 30 bhp up to Engine No. 3 399 999
10	113 109 345 A	Sealing washer - Push rod tube	16	30-, 34-, 42-, 44 bhp from Engine No. 3 400 000
11	111 109 407	Rocker shaft	2	25-, 30 bhp up to Engine No. 3 399 999
12	113 109 407	Rocker shaft	2	30-, 34-, 42-, 44 bhp from Engine No. 3 400 000
13	111 109 415	Spring - Rocker shaft	2	25-, 30 bhp up to Engine No. 3 399 999
14	111 109 419	Spacer - Rocker arm	4	25-, 30 bhp up to Engine No. 3 399 999
15	111 109 425	Spring clip - Rocker shaft	4	25-, 30 bhp up to Engine No. 3 399 999
-	113 109 427	Bearing support - Rocker shaft	4	34 bhp up to Engine No. 7 816 340 4 42 bhp up to Engine No. 243 325
-	113 109 427 A	Bearing support - Rocker shaft	4	34 bhp (stud holes 8/8 mm dia.) 4 42 bhp from Engine No. 7 816 341 4 from Engine No. 243 326 up to 710 799
16	113 109 427 C	Bearing support - Rocker shaft	4	42-, 44 bhp (stud holes 8/9 mm dia.) 4 from Engine No. 710 800
-	113 109 429	Bearing support - Rocker shaft	4	30 bhp from Engine No. 3 400 000
17	111 109 431	Collar - Rocker shaft	4	25-, 30 bhp up to Engine No. 3 399 999
18	111 105 235 A	Washer 0.6 mm - Rocker arm	8	25-, 30 bhp up to Engine No. 3 399 999

MAIN GROUP



ENGINE

Camshaft, Valves

Key No.	Part No.	Description	Quantity	Type and model
19	113 109 435	Thrust washer – Rocker arm from Engine No. 3 400 000	16	30-, 34-, 42-, 44 bhp
20	113 109 437	Spring washer – Rocker arm from Engine No. 3 400 000	8	30-, 34-, 42-, 44 bhp
21	113 109 439	Spring clip – Rocker shaft from Engine No. 3 400 000	8	30-, 34-, 42-, 44 bhp
22	111 109 443	Rocker arm up to Engine No. 3 399 999	8	25-, 30 bhp
-	113 109 443 A	Rocker arm from Engine No. 3 400 000 up to 8 339 390	8	30-, 34 bhp
-	113 109 443 B	Rocker arm from Engine No. 8 339 391	8	34 bhp
23	311 109 443 B	Rocker arm	8	42-, 44 bhp
-	113 109 449	Sealing washer – Stud 113 101 397 up to Engine No. 5 979 933	4	34 bhp
-	113 109 449 A	Sealing washer – Stud 113 101 397 A/B/399 A from Engine No. 5 979 934 up to Engine No. 710 799	4 4	34 bhp 42 bhp
24	113 109 449 B	Sealing washer – Stud 113 101 399 B from Engine No. 710 800	4	42-, 44 bhp
25	111 109 451	Adjusting screw – Valve	8	
26	N 11 152 1	Nut, hex. M 8×1	8	
-	111 109 611 A	Intake valve	4	25 bhp
27	111 109 601 A	Intake valve 30 mm dia. up to Engine No. 3 399 999	4	30 bhp
-	113 109 601 B	Intake valve 31.5 mm dia. from Engine No. 3 400 000	4	30-, 34-, 42 bhp
28	311 109 601	Intake valve 35.6 mm dia.	4	44 bhp

MAIN GROUP



ENGINE

Pistons

Key No.	Part No.	Description	Quantity	Type and model
PISTONS				
35	311 107 101 M	Piston 83 mm dia. 001 blue 003 pink 002 green (use piston ring 311 107 301 C/311 up to Engine No. 164 420)	4	
-	311 107 101 Q	Piston 83 mm dia. (recessed piston) 001 blue 003 pink 002 green	4	M 240
-	311 107 105 M	Piston 83.5 mm dia. 001 blue 003 pink 002 green (use piston ring 311 107 305 C/315 up to Engine No. 164 420)	4	
-	311 107 109 M	Piston 84 mm dia. 001 blue 003 pink 002 green (use piston ring 311 107 309 C/319 up to Engine No. 164 420)	4	
36	311 107 301 A	Piston ring 83 mm dia. up to Engine No. 1 100 000	8	
37	311 107 301 C	Ring – Piston (upper, 83 mm dia.) from Engine No. H 0 000 001	4	
-	341 107 305	Piston ring 83.5 mm dia. up to Engine No. 1 100 000	8	
-	311 107 305 C	Ring – Piston (upper, 83.5 mm dia.) from Engine No. H 0 000 001	4	
-	341 107 309	Piston ring 84 mm dia. up to Engine No. 1 100 000	8	
-	311 107 309 C	Ring – Piston (upper, 84 mm dia.) from Engine No. H 0 000 001	4	
-	311 107 311	Ring – Piston (lower, 83 mm dia.) from Engine No. H 0 000 001 up to H 0 703 230	4	
-	311 107 315	Ring – piston (lower, 83.5 mm dia.) from Engine No. H 0 000 001 up to H 0 703 230	4	
-	311 107 319	Ring – Piston (lower, 84 mm dia.) from Engine No. H 0 000 001 up to H 0 703 230	4	
38	311 107 331 A	Scraper ring 83 mm dia. up to Engine No. H 0 703 230	4	

MAIN GROUP



ENGINE

Pistons

Key No.	Part No.	Description	Quantity	Type and model
39	311 107 333 A	Expander spring up to Engine No. H 0 703 230	4	
-	311 107 335	Scraper ring 83.5 mm dia. up to Engine No. H 0 703 230	4	
-	311 107 339	Scraper ring 84 mm dia. up to Engine No. H 0 703 230	4	
40	311 107 361 A	Ring - Piston (lower, 83 mm dia., narrow-face contact) from Engine No. H 0 703 231	4	
-	311 107 365 A	Ring - Piston (lower, 83.5 mm dia., narrow-face contact) from Engine No. H 0 703 231	4	
-	311 107 369 A	Ring - Piston (lower, 84 mm dia., narrow-face contact) from Engine No. H 0 703 231	4	
41	311 107 371	Scraper ring 83 mm dia. with coil spring from Engine No. H 0 703 231	4	
-	311 107 375	Scraper ring 83.5 mm dia. with coil spring from Engine No. H 0 703 231	4	
-	311 107 379	Scraper ring 84 mm dia. with coil spring from Engine No. H 0 703 231	4	
42	311 107 411	Piston pin 041 black 084 white	4	
-	311 107 431	Piston pin (oversize, marked green)	x	
43	N 12 276 1	Lockring A 22 DIN 73 123 - Piston pin	8	

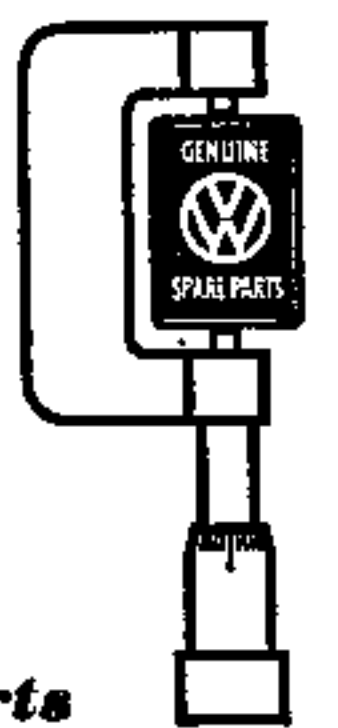
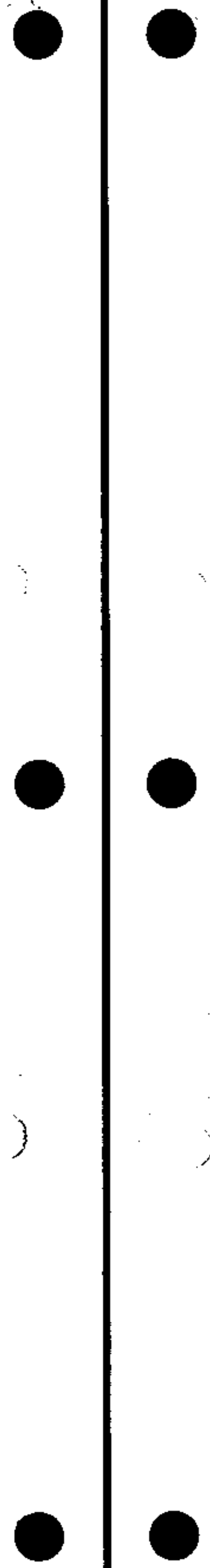
MAIN GROUP



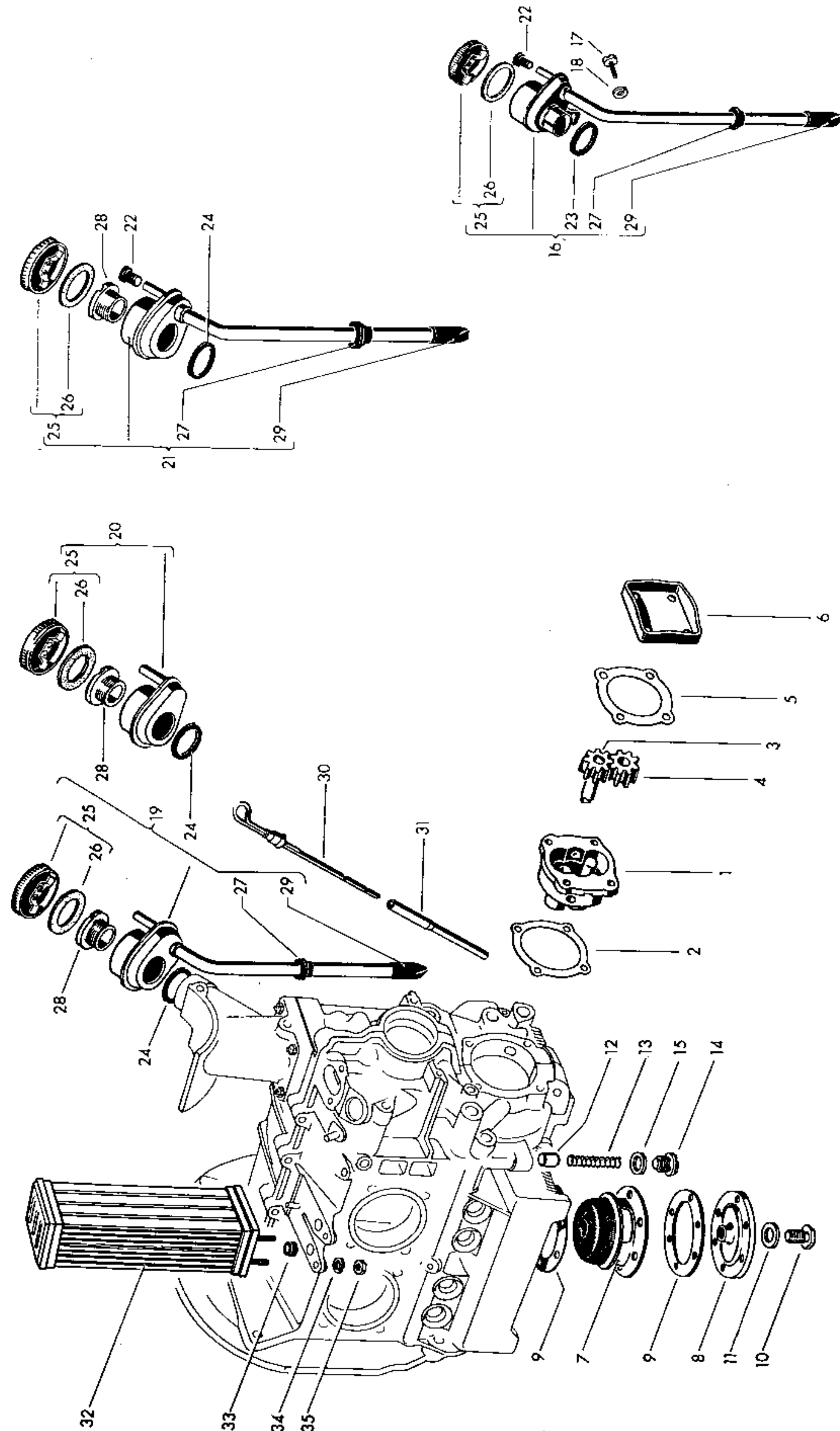
ENGINE

Camshaft, Valves

Key No.	Part No.	Description	Quantity	Type and model
29	111 109 611 A	Exhaust valve 28.6 mm dia. up to Engine No. 3 399 999	4	25-, 30 bhp
-	113 109 612	Exhaust valve 30 mm dia. from Engine No. 3 400 000	4	30-, 34-, 42 bhp
30	311 109 612	Exhaust valve 32 mm dia.	4	44 bhp
31	113 109 619	Ring - Oil deflection from Engine No. 8 339 391	8	34-, 42-, 44 bhp
-	111 109 621	Cap - Valve up to Engine No. 3 399 999	x	25-, 30 bhp
32	113 109 621	Cap - Valve from Engine No. 3 400 000	x	30-, 34-, 42-, 44 bhp
33	111 109 623	Spring - Valve up to Engine No. 3 399 999	8	25-, 30 bhp
-	113 109 623 A	Spring - Valve from Engine No. 3 400 000	8	30-, 34 bhp
34	113 109 623 C	Spring - Valve	8	42-, 44 bhp
35	111 109 641	Seat - Valve spring up to Engine No. 3 399 999	8	25-, 30 bhp
36	113 109 641 B	Seat - Valve spring from Engine No. 3 400 000	8	30-, 34-, 42-, 44 bhp
37	111 109 651	Cotter, split - Valve up to Engine No. 3 399 999	16	25-, 30 bhp
38	113 109 651 A	Cotter, split - Valve from Engine No. 3 400 000	16	30-, 34-, 42-, 44 bhp



Genuine VW Parts
rigidly factory inspected



Key No.	Part No.	Description	Quantity	Type and model
---------	----------	-------------	----------	----------------

OIL PUMP, OIL FILLER

		25 bhp engine up to Engine No. 20 - 695 355		211-274
		30 bhp engine from Engine No. 20 - 695 356 up to 3 580 000		211-274
		34 bhp engine from Engine No. 5 000 001 up to 8 964 971		211-274
		42 bhp engine from Engine No. 143 543 up to 713 767		M 215: 211-216, 231-238, 261-264 M 216: 211-274 211-274
		from Engine No. 713 768 up to 1 100 000		
		44 bhp engine from Engine No. H 0 000 001 up to H 0 761 325		211-274
-	111 115 107	Body - Oil pump	1	25-, 30-, 34 bhp
1	311 115 107	Body - Oil pump	1	42-, 44 bhp
2	111 115 111 A	Gasket - Oil pump body	1	
-	111 115 115	Gear and shaft - Oil pump	1	25-, 30-, 34 bhp
3	311 115 115	Gear and shaft - Oil pump	2	42-, 44 bhp
-	111 115 123 A	Gear - Oil pump (driven)	1	25-, 30-, 34 bhp
4	311 115 123 A	Gear - Oil pump (driven)	1	42-, 44 bhp
5	111 115 131 A	Gasket - Oil pump cover	1	
6	311 115 141	Cover - Oil pump	1	
-	111 115 175	Oil strainer	1	25-, 30 bhp
		up to Engine No. 1 677 687		
-	111 115 175 A	Oil strainer	1	30 bhp
		from Engine No. 1 677 688 up to 3 399 999		
-	113 115 175	Oil strainer	1	30-, 34 bhp
		from Engine No. 3 400 000		

MAIN GROUP



ENGINE

Oil pump, Oil filler

Key No.	Part No.	Description	Quantity	Type and model
7	311 115 175 A	Oil strainer	1	42-, 44 bhp
-	111 115 181 B	Cover - Oil strainer	1	25-, 30 bhp
		up to Engine No. 3 399 999		
8	113 115 181 A	Cover - Oil strainer	1	30-, 34-, 42-, 44 bhp
		from Engine No. 3 400 000		
-	111 115 189	Gasket - Oil strainer	2	25-, 30 bhp
		up to Engine No. 3 399 999		
9	113 115 189 A	Gasket 1.0 mm	2	30-, 34-, 42-, 44 bhp
		from Engine No. 3 400 000		
10	113 115 193	Oil drain plug	1	
11	N 13 815 2	Sealing washer C 14×20 DIN 7603 - Oil drain plug	1	
-	111 115 411	Plunger - Oil pressure relief valve	1	25-, 30 bhp
		up to Engine No. 3 399 999		
-	111 115 411 A	Plunger, oversize - Oil pressure relief valve	x	25-, 30 bhp
		up to Engine No. 3 399 999		
-	113 115 411	Plunger - Oil pressure relief valve	1	30-, 34 bhp
		from Engine No. 3 400 000		
12	311 115 411	Plunger - Oil pressure relief valve	1	42-, 44 bhp
-	111 115 421	Spring - Oil pressure relief valve	1	25-, 30 bhp
		up to Engine No. 3 399 999		
13	113 115 421	Spring - Oil pressure relief valve	1	30-, 34-, 42-, 44 bhp
		from Engine No. 3 400 000		
-	111 115 431	Plug M 16×1.5 - Oil pressure relief valve	1	25-, 30 bhp
		up to Engine No. 1 509 952		
-	N 13 820 1	Sealing washer C 16×20 DIN 7603 - Plug	1	25-, 30 bhp
		up to Engine No. 1 509 952		
-	111 115 431 A	Plug M 14×1.5 - Oil pressure relief valve	1	30 bhp
		from Engine No. 1 509 953 up to 3 399 999		

MAIN GROUP



ENGINE

Oil pump, Oil filler

Key No.	Part No.	Description	Quantity	Type and model
-	N 13 815 1	Sealing washer C 14×18 - Plug	1	30 bhp
		from Engine No. 1 509 953 up to 3 399 999		
-	111 115 431 B	Plug M 16×1.5 (oversize for 111 115 431 A)	x	30 bhp
		from Engine No. 1 509 953 up to 3 399 999		
14	111 115 431 C	Plug M 18×1.5 - Oil pressure relief valve	1	30-, 34-, 42-, 44 bhp
		from Engine No. 3 400 000		
15	N 13 817 1	Sealing washer C 18×22 - Plug	1	30-, 34-, 42-, 44 bhp
		from Engine No. 3 400 000		
-	111 115 451	Oil filler and breather assy.	1	25-, 30 bhp
		up to Engine No. 20 - 1 120 614		
16	111 115 451 C	Oil filler and breather assy.	1	30 bhp
		from Engine No. 20 - 1 120 615 up to 3 399 999		
17	N 10 714 3	Screw, cheese head AM 6×12	1	25-, 30 bhp
		up to Engine No. 3 399 999		
18	N 12 226 2	Spring washer B 6	1	25-, 30 bhp
		up to Engine No. 3 399 999		
19	113 115 451 B	Oil filler and breather assy.	1	44 bhp
20	211 115 451	Oil filler and breather assy.	1	34 bhp
		from Engine No. 5 870 191 up to 8 785 397		
21	211 115 451 A	Oil filler and breather assy.	1	30-, 34 bhp
		from Engine No. 3 400 000 up to 5 870 190	1	
		from Engine No. 8 785 398 up to 1 100 000	1	34-, 42 bhp
22	111 115 465	Plug - Oil filler and breather assy.	x	
23	111 115 475 A	Sealing washer - Oil filler	1	25-, 30 bhp
		up to Engine No. 3 399 999		
24	113 115 475	Sealing washer - Oil filler	1	30-, 34-, 42-, 44 bhp
		from Engine No. 3 400 000		
25	111 115 485	Cap - Oil filler	1	30-, 34-, 42-, 44 bhp
		from Engine No. 20 - 1 120 615		
26	111 115 487	Gasket 37×58 - Oil filler cap	1	30-, 34-, 42-, 44 bhp
		from Engine No. 20 - 1 120 615		

MAIN GROUP

1

ENGINE

Oil pump, Oil filler
Oil cooler

Key No.	Part No.	Description	Quantity	Type and model
27	111 115 491	Grommet - Oil breather from Engine No. 20 - 1 120 615 up to 5 870 190 from Engine No. 8 785 398	1 1	30-, 34 bhp 34-, 42-, 44 bhp
28	113 115 495	Gland nut - Oil filler from Engine No. 3 400 000	1	30-, 34-, 42-, 44 bhp
-	111 115 501	Retaining spring - Oil filler and breather assy. up to Engine No. 20 - 991 589	1	25-, 30 bhp
29	311 115 541	Rubber valve - Oil breather from Engine No. 20 - 1 120 615	1	30-, 34-, 42-, 44 bhp
-	111 115 611	Oil level dipstick up to Engine No. 3 399 999	1	25-, 30 bhp
30	113 115 611	Oil level dipstick from Engine No. 3 400 000	1	30-, 34-, 42-, 44 bhp
-	111 115 631	Tube - Oil level dipstick up to Engine No. 3 399 999	1	25-, 30 bhp
31	113 115 631	Tube - Oil level dipstick from Engine No. 3 400 000	1	30-, 34-, 42-, 44 bhp

OIL COOLER

32	111 117 021 E	Oil cooler (only together with 111 198 029)	1	
33	111 117 151	Seal - Oil cooler	2	
34	N 12 226 2	Spring washer B 6	2	
35	N 11 006 2	Nut, hex. M 6	2	

MAIN GROUP


1

ENGINE

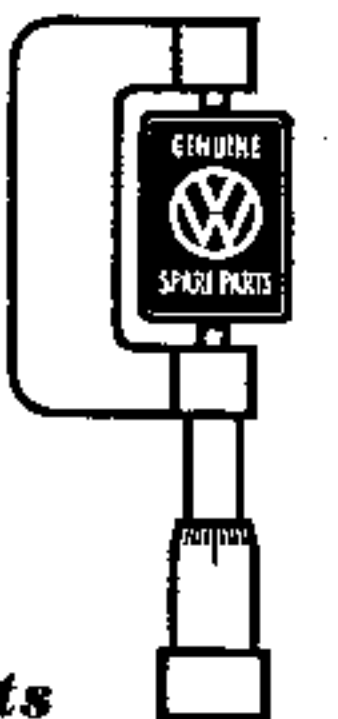
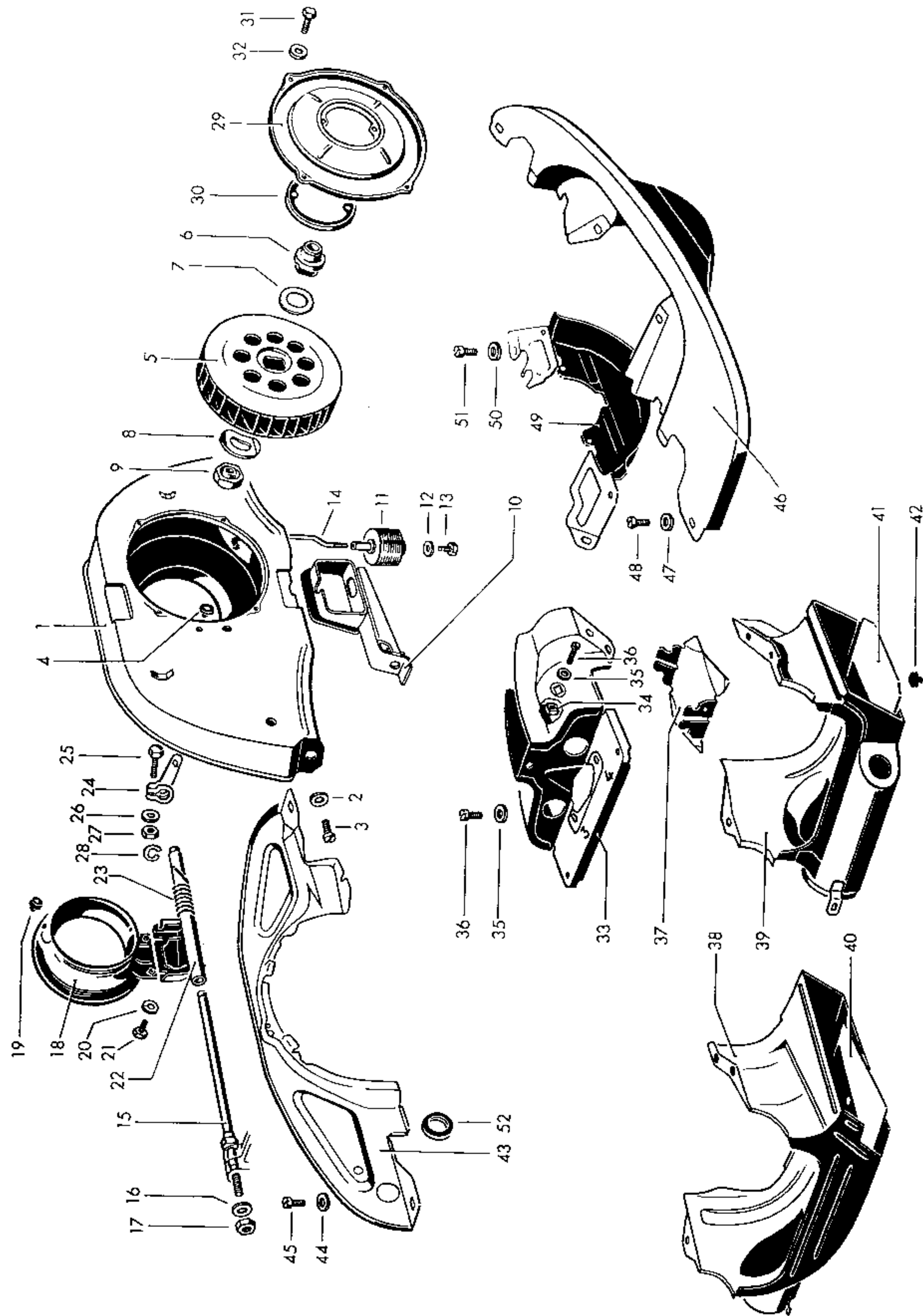
Air cooling

Key No.	Part No.	Description	Quantity	Type and model
B 4	131 119 031	Fan	1	44 bhp
6/A 5/B 5	111 119 123 A	Hub - Fan	1	
7/A 6/B 6	111 119 133 B	Washer	3	
8/A 7/B 7	111 119 135	Spring washer	1	
9/A 8/B 8	111 119 141 A	Nut, special - Fan	1	
-	111 119 151 A	Bracket - Thermostat up to Engine No. 3 399 999	1	25-, 30 bhp
10/A 9/B 9	113 119 151 B	Bracket - Thermostat from Engine No. 3 400 000	1	30-, 34-, 42-, 44 bhp
-	111 119 159	Thermostat up to Engine No. 6 120 730	1	25-, 30-, 34 bhp
11/A 10/B 10	111 119 159 A	Thermostat from Engine No. 6 120 731	1	34-, 42-, 44 bhp
12/A 11/B 11	N 11 654 2	Washer 9.5	1	
13/A 12/B 12	N 10 238 7	Bolt, hex. head M 8x15	1	
-	111 119 163	Connecting rod up to Engine No. 3 399 999	1	25-, 30 bhp
14	113 119 163	Connecting rod from Engine No. 3 400 000 up to 8 785 397	1	30-, 34 bhp
-	113 119 163 A	Connecting rod from Engine No. 8 785 398	1	34 bhp
A 13	211 119 163	Connecting rod up to Engine No. 627 578	1	42 bhp
B 13	211 119 163 A	Connecting rod from Engine No. 627 579	1	42-, 44 bhp
15/A 14	111 119 167 A	Rod - Throttle ring support (length 250 mm) up to Engine No. 8 785 397 up to Engine No. 627 578	1 1	25-, 30-, 34 bhp 42 bhp
16/A 15	N 12 228 2	Spring washer B 8 up to Engine No. 8 785 397 up to Engine No. 627 578	1 1	25-, 30-, 34 bhp 42 bhp

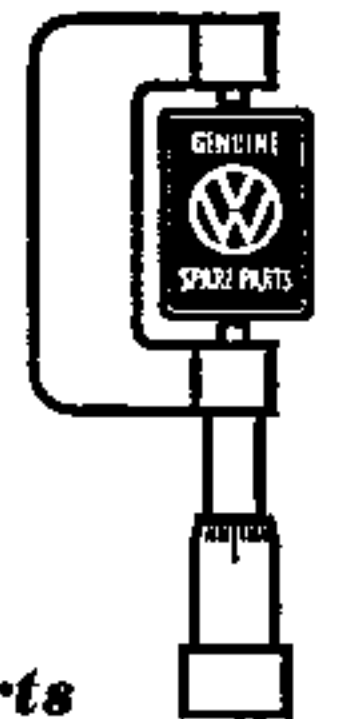
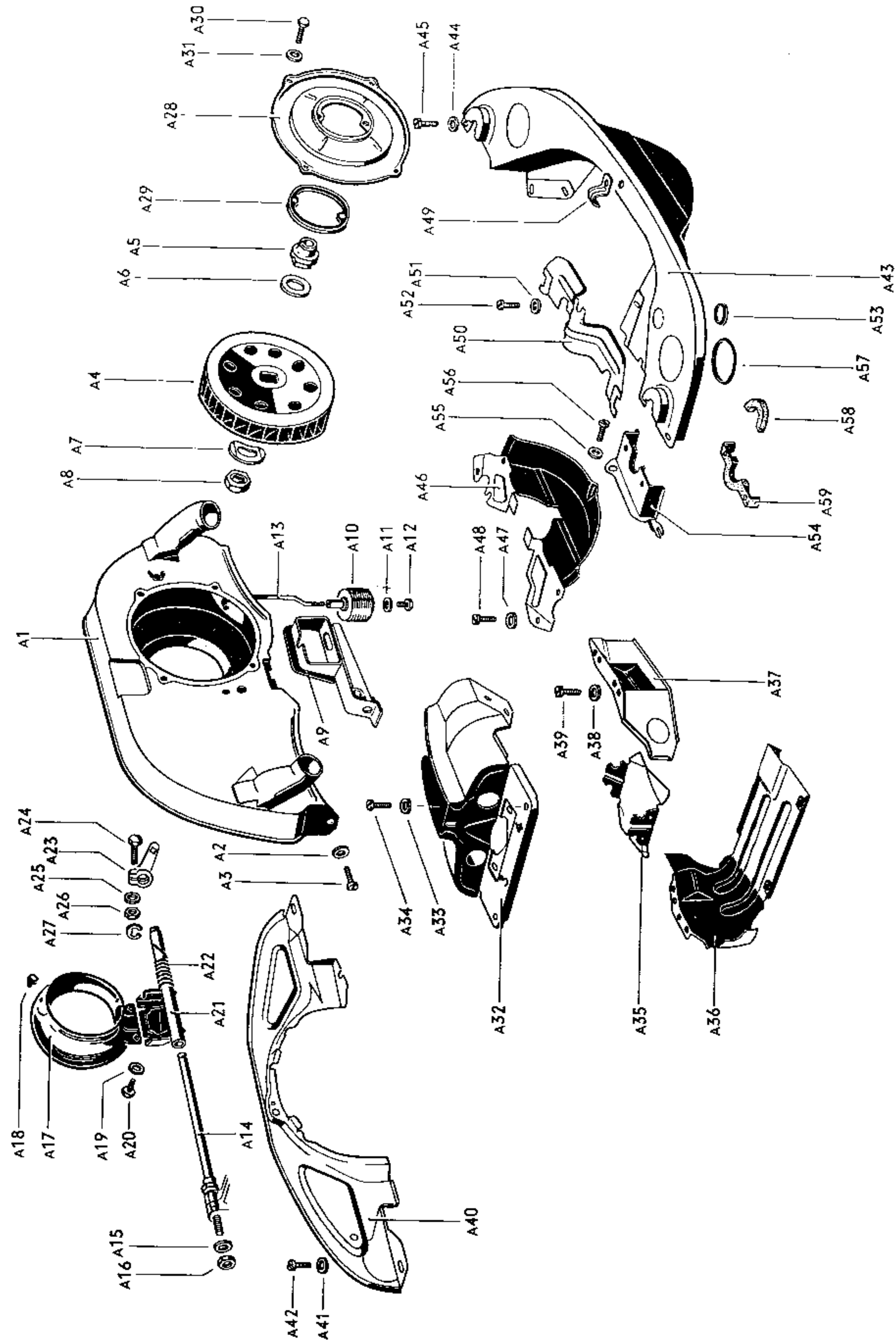
Key No.	Part No.	Description	Quantity	Type and model
AIR COOLING				
		25 bhp engine up to Engine No. 20 - 695 355		211-274
		30 bhp engine from Engine No. 20 - 695 356 up to 3 580 000		211-274
		34 bhp engine from Engine No. 5 000 001 up to 8 964 971		211-274
		42 bhp engine from Engine No. 143 543 up to 713 767		M 215: 211-216, 231-238, 261-264 M 216: 211-274 211-274
		from Engine No. 713 768 up to 1 100 000		
		44 bhp engine from Engine No. H 0 000 001 up to H 0 761 325		211-274
A 1	113 119 025 H	Housing - Fan from Engine No. 7 336 420 up to 8 785 397 up to Engine No. 627 578	1 1	34 bhp 42 bhp
1	113 119 025 C	Housing - Fan up to Engine No. 7 336 419	1	25-, 30-, 34 bhp
B 1	113 119 025 J	Housing - Fan from Engine No. 8 785 398 (only together with 113 129 895) from Engine No. 627 579 (up to Engine No. 1 100 000 only together with 113 129 895)	1 1	34 bhp 42-, 44 bhp
2/A 2/B 2	N 11 652 1	Washer 7	2	
3/A 3/B 3	N 10 710 1	Screw, cheese head AM 6x10	2	
4	N 20 022 3	Plug - Choke cable hole from Engine No. 3 400 000 up to 7 336 419	x	30-, 34 hp b
-	113 119 031	Fan up to Engine No. 6 914 250	1	25-, 30-, 34 bhp
5/A 4	113 119 031 A	Fan from Engine No. 6 914 251	1	34-, 42 bhp



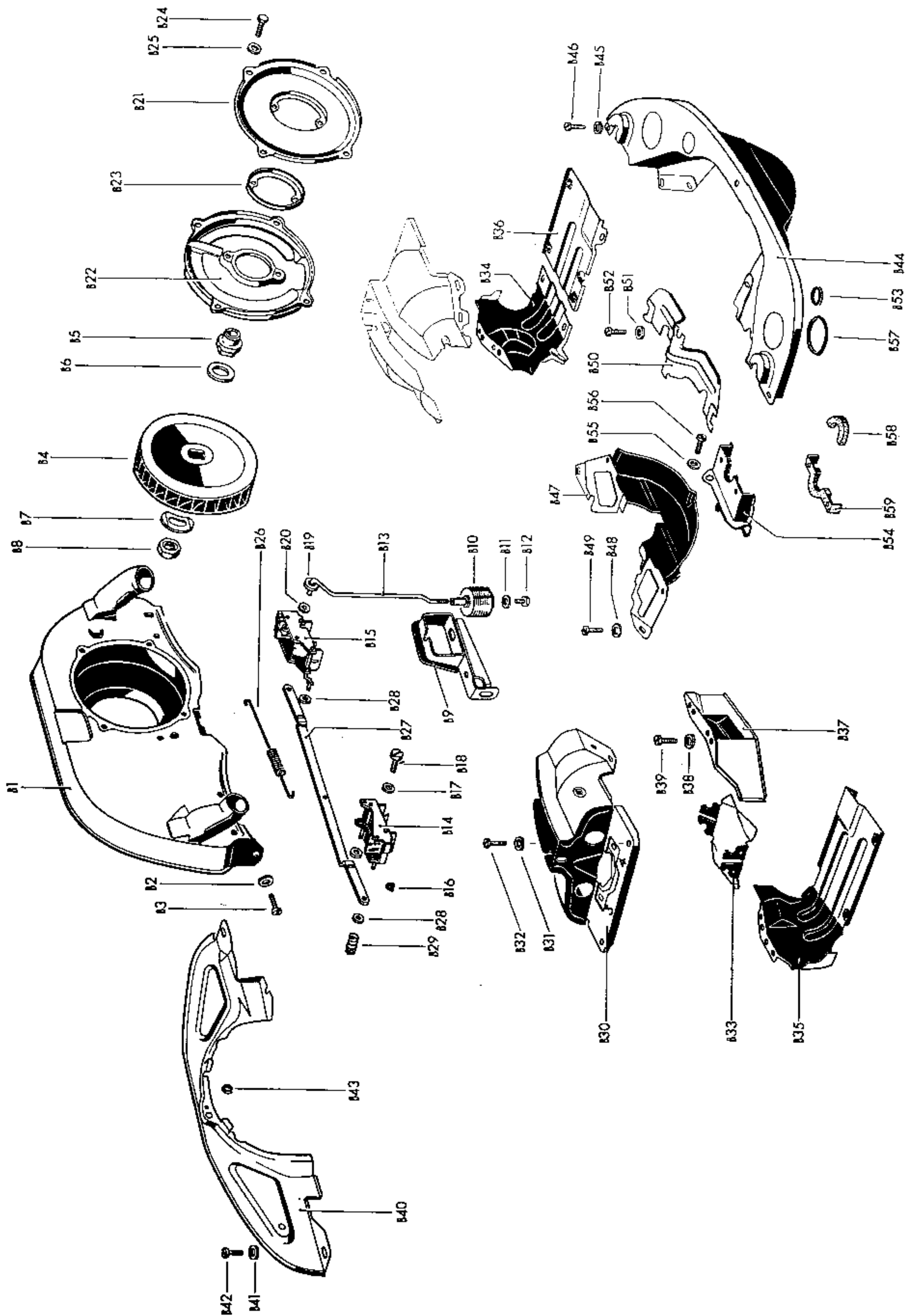
Genuine VW Parts
rigidly factory inspected



Genuine VW Parts
rigidly factory inspected



Genuine VW Parts
rigidly factory inspected



Key No.	Part No.	Description	Quantity	Type and model
17/A16	N 11 008 8	Nut, hex. M 8 up to Engine No. 8 785 397 up to Engine No. 627 578	1 1	25-, 30-, 34 bhp 42 bhp
18/A17	111 119 171	Throttle ring up to Engine No. 8 785 397 up to Engine No. 627 578	1 1	25-, 30-, 34 bhp 42 bhp
19/A18	111 119 189	Plug - Throttle ring up to Engine No. 8 785 397 up to Engine No. 627 578	1 1	25-, 30-, 34 bhp 42 bhp
20/A19	N 12 226 2	Spring washer B 6 up to Engine No. 8 785 397 up to Engine No. 627 578	2 2	25-, 30-, 34 bhp 42 bhp
21/A20	N 10 210 7	Bolt, hex. head M 6x10 up to Engine No. 8 785 397 up to Engine No. 627 578	2 2	25-, 30-, 34 bhp 42 bhp
22/A21	111 119 175 A	Shaft - Throttle ring control (length 173 mm) up to Engine No. 8 785 397 up to Engine No. 627 578	1 1	25-, 30-, 34 bhp 42 bhp
23/A22	111 119 179	Return spring up to Engine No. 8 785 397 up to Engine No. 627 578	1 1	25-, 30-, 34 bhp 42 bhp
24/A23	111 119 183 A	Lever - Operating shaft up to Engine No. 8 785 397 up to Engine No. 627 578	1 1	25-, 30-, 34 bhp 42 bhp
25/A24	N 10 342 1	Bolt, hex. head M 6x20 up to Engine No. 8 785 397 up to Engine No. 627 578	1 1	25-, 30-, 34 bhp 42 bhp
26/A25	N 11 652 1	Washer 7 up to Engine No. 8 785 397 up to Engine No. 627 578	1 1	25-, 30-, 34 bhp 42 bhp
27/A26	N 11 006 2	Nut, hex. M 6 up to Engine No. 8 785 397 up to Engine No. 627 578	1 1	25-, 30-, 34 bhp 42 bhp
28/A27	N 12 437 1	Lock washer 7 up to Engine No. 8 785 397 up to Engine No. 627 578	1 1	25-, 30-, 34 bhp 42 bhp
B 14	113 119 209	Cooling air regulator, left from Engine No. 8 785 398 from Engine No. 627 579	1 1	34 bhp 42-, 44 bhp

MAIN GROUP

1

ENGINE

Air cooling

Key No.	Part No.	Description	Quantity	Type and model
B 15	113 119 210	Cooling air regulator, right from Engine No. 8 785 398 from Engine No. 627 579	1 1	34 bhp 42-, 44 bhp
B 16	N 20 022 3	Plug A 8×1 from Engine No. 8 785 398 from Engine No. 627 579	2 2	34 bhp 42-, 44 bhp
B 17	N 11 652 1	Washer 7 from Engine No. 8 785 398 from Engine No. 627 579	8 8	34 bhp 42-, 44 bhp
B 18	N 10 714 3	Screw, cheese head AM 6×12 from Engine No. 8 785 398 from Engine No. 627 579	8 8	34 bhp 42-, 44 bhp
B 19	N 11 522 2	Washer A 4.3 from Engine No. 8 785 398 from Engine No. 627 579	1 1	34 bhp 42-, 44 bhp
B 20	113 119 249	External-tooth lock washer from Engine No. 8 785 398 from Engine No. 627 579	1 1	34 bhp 42-, 44 bhp
B 21	131 119 259	Cover, inner – Fan	1	44 bhp
29/A 28	113 119 261 B	Cover – Fan	1	25-, 30-, 34-, 42 bhp
B 22	131 119 261	Cover, outer – Fan	1	44 bhp
30/A 29	111 119 271	Reinforcement flange – Fan cover	1	25-, 30-, 34-, 42 bhp
B 23	131 119 271	Reinforcement flange – Fan cover	1	44 bhp
31/A30/B24	N 10 210 7	Bolt, hex. head M 6×10	4	
32/A31/B25	N 12 226 2	Spring washer B 6	4	
B 26	113 119 279	Return spring – Connecting rod from Engine No. 8 785 398 from Engine No. 627 579	1 1	34 bhp 42-, 44 bhp
B 27	113 119 289	Connecting rod – Cooling air regulator from Engine No. 8 785 398 from Engine No. 627 579	1 1	34 bhp 42-, 44 bhp
B 28	N 11 557 2	Washer 6.4 from Engine No. 8 785 398 from Engine No. 627 579	8 8	34 bhp 42-, 44 bhp

MAIN GROUP

1

ENGINE

Air cooling

Key No.	Part No.	Description	Quantity	Type and model
B 29	211 721 617	Spring – Connecting rod from Engine No. 8 785 398 from Engine No. 627 579	4 4	34 bhp 42-, 44 bhp
–	111 119 303 B	Cover plate – Cylinder left up to Engine No. 3 399 999	1	25-, 30 bhp
33	113 119 303 A	Cover plate – Cylinder left from Engine No. 3 400 000 up to 8 785 397	1	30-, 34 bhp
–	113 119 303 B	Cover plate – Cylinder left from Engine No. 8 785 398	1	34 bhp
A 32	211 119 303	Cover plate – Cylinder left up to Engine No. 627 578	1	42 bhp
B 30	211 119 303 B	Cover plate – Cylinder left from Engine No. 627 479	1	42-, 44 bhp
–	111 119 304 B	Cover plate – Cylinder right up to Engine No. 3 399 999	1	25-, 30 bhp
–	113 119 304 C	Cover plate – Cylinder right from Engine No. 3 400 000 up to 8 785 397	1	30-, 34 bhp
–	N 20 007 1	Plug A 21.5 from Engine No. 5 870 191 up to 8 785 397	1	34 bhp
–	113 119 304 D	Cover plate – Cylinder right from Engine No. 8 785 398	1	34 bhp
–	113 119 304 G	Cover plate – Cylinder right from Engine No. 627 579	1	42-, 44 bhp
–	211 119 304	Cover plate – Cylinder right up to Engine No. 627 578	1	42 bhp
34	113 119 583	Captive nut M 6 for cylinder cover plate	2	
35/A 33/B 31	N 11 652 1	Washer 7	12	
36/A 34/B 32	N 10 710 1	Screw, cheese head AM 6×10	12	
–	111 119 317	Deflector, left and right up to Engine No. 3 399 999	2	25-, 30 bhp
37	113 119 317	Deflector, left and right from Engine No. 3 400 000	2	30-, 34 bhp

MAIN GROUP



ENGINE

Air cooling

Key No.	Part No.	Description	Quantity	Type and model
A 35/B 33	311 119 317	Deflector, left and right	2	42-, 44 bhp
-	113 119 319	Protection plate - Cylinder cover plate from Engine No. 7 336 420	2	34 bhp
-	111 119 350	Heater channel, lower, front, right from Engine No. 7 336 420	1	34 bhp
B 34	113 119 350	Heater channel, lower, front, right	1	42-, 44 bhp
-	111 119 351	Heater channel, lower, left with shutter, front up to Engine No. 3 399 999	1	25-, 30 bhp
38	111 119 351 C	Heater channel, lower, left up to Engine No. 3 399 999	1	25-, 30 bhp
39	113 119 351	Heater channel, lower, left from Engine No. 3 400 000 up to 7 336 419	1	30-, 34 bhp
-	113 119 351 B	Heater channel, lower, left from Engine No. 7 336 420	1	34 bhp
A 36/B 35	211 119 351	Heater channel, lower, left	1	42-, 44 bhp
-	111 119 352	Heater channel, lower, right with shutter, front up to Engine No. 3 399 999	1	25-, 30 bhp
-	111 119 352 D	Heater channel, lower, right up to Engine No. 3 399 999	1	25-, 30 bhp
-	111 119 352 G	Heater channel, lower, rear, right from Engine No. 7 336 420	1	34 bhp
-	113 119 352	Heater channel, lower, right from Engine No. 3 400 000 up to 7 336 419	1	30-, 34 bhp
B 36	113 119 352 C	Heater channel, lower, rear, right	1	42-, 44 bhp
-	113 119 357 A	Air deflector plate, rear, left from Engine No. 7 336 420	1	34 bhp
A 37/B 37	131 119 357	Air deflector plate, rear, left	1	44 bhp
-	113 119 358	Air deflector plate, rear, right from Engine No. 7 336 420	1	34 bhp

MAIN GROUP



ENGINE

**Air cooling
Cover plates**

Key No.	Part No.	Description	Quantity	Type and model
-	211 119 358 A	Air deflector plate, rear, right	1	42-, 44 bhp
A 38/B 38	N 11 652 1	Washer 7	8	34-, 42-, 44 bhp
		from Engine No. 7 336 420		
A 39/B 39	N 10 710 1	Screw, cheese head AM 6X10	8	34-, 42-, 44 bhp
		from Engine No. 7 336 420		
-	111 119 385 B	Control flap, rear, left - Heater channel, lower 111 119 351 B up to Engine No. 3 399 999	1	25-, 30 bhp
40	111 119 385 C	Control flap, rear, left - Heater channel, lower 111 119 351 C up to Engine No. 3 399 999	1	25-, 30 bhp
41	113 119 385	Control flap, rear, left - from Engine No. 3 400 000 up to 7 336 419	1	30-, 34 bhp
-	111 119 386 B	Control flap, rear, right - Heater channel, lower 111 119 352 B/C up to Engine No. 3 399 999	1	25-, 30 bhp
-	111 119 386 C	Control flap, rear, right - Heater channel, lower 111 119 352 D up to Engine No. 3 399 999	1	25-, 30 bhp
-	113 119 386	Control flap, rear, right - from Engine No. 3 400 000 up to 7 336 419	1	30-, 34 bhp
42	N 20 022 3	Plug A 8X1	2	25-, 30-, 34 bhp
		up to Engine No. 7 336 419		
COVER PLATES				
-	111 119 517	Cover plate - Engine (front) up to Engine No. 3 399 999	1	25-, 30 bhp
43	113 119 517 R	Cover plate - Engine (front) from Engine No. 3 400 000	1	30-, 34 bhp
A 40/B 40	211 119 517 B	Cover plate - Engine (front) (up to Engine No. H 0 150 202 the 38 mm dia. hole must be sealed with 113 119 581)	1	42-, 44 bhp

MAIN GROUP

1

ENGINE

Cover plates

Key No.	Part No.	Description	Quantity	Type and model
44/A41/B41	N 11 652 1	Washer 7	2	
45/A42/B42	N 10 710 1	Screw, cheese head AM 6×10	2	
B 43	N 20 092 1	Grommet – Accelerator cable conduit	2	42-, 44 bhp
-	111 119 523 A	Cover plate – Engine (rear)	1	25-, 30 bhp
		up to Engine No. 3 399 999		
-	113 119 523 A	Cover plate – Engine (rear)	1	34 bhp
		from Engine No. 7 336 420		
A 43/B 44	113 119 523 F	Cover plate – Engine (rear)	1	42-, 44 bhp
		(from Engine No. H 0 150 203		
		the 38 mm dia. hole must be sealed		
		with 113 119 581)		
46	113 119 527 C	Cover plate – Engine (rear)	1	30-, 34 bhp
		from Engine No. 3 400 000 up to 7 336 419		
		(use 211 813 175 B		
		up to Chassis No. 520 044)		
47/A 44/B 45	N 11 652 1	Washer 7	5	
48/A 45/B 46	N 10 710 1	Screw, cheese head AM 6×10	5	
-	111 119 533 B	Cover plate below crankshaft pulley	1	25-, 30 bhp
		up to Engine No. 3 399 999		
49/A46/B47	113 119 533 G	Cover plate below crankshaft pulley	1	30-, 34-, 42-, 44 bhp
		from Engine No. 3 400 000		
50/A 47/B 48	N 11 652 1	Washer 7	2	
51/A 48/B 49	N 10 710 1	Screw, cheese head AM 6×10	2	
A 49	211 119 549	Clip – Pre-heating connecting pipe	1	34 bhp
		from Engine No. 7 999 652	1	42 bhp
		from Engine No. 302 631		
A 50/B 50	211 119 551	Cover plate – Crankshaft pulley	1	34-, 42-, 44 bhp
		from Engine No. 7 336 420		
A 51/B 51	N 11 652 1	Washer 7	3	34-, 42-, 44 bhp
		from Engine No. 7 336 420		


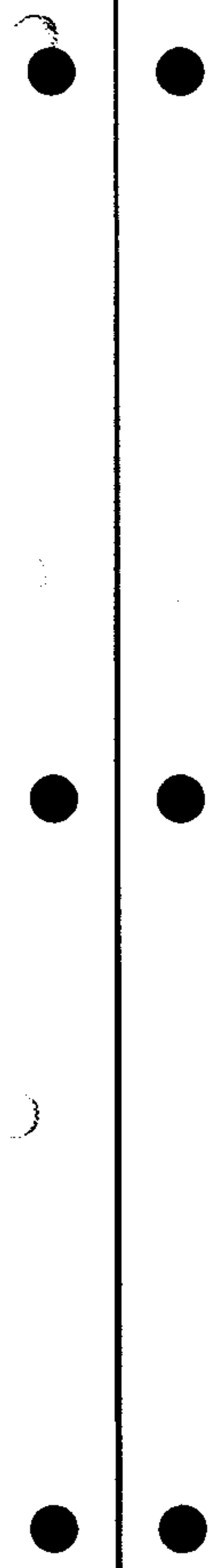
MAIN GROUP

1

ENGINE

Cover plates

Key No.	Part No.	Description	Quantity	Type and model
A 52/B 52	N 10 710 1	Screw, cheese head AM 6×10	3	34-, 42-, 44 bhp
		from Engine No. 7 336 420		
-	111 119 567	Cover plate – Pump	1	25-, 30 bhp
		up to Engine No. 3 399 999		
-	N 11 652 1	Washer 7	1	25-, 30 bhp
		up to Engine No. 3 399 999		
-	N 10 710 1	Screw, cheese head AM 6×10	1	25-, 30 bhp
		up to Engine No. 3 399 999		
52/A53/B53	113 119 571	Grommet – Pre-heating pipe	1	34-, 42-, 44 bhp
A 54/B 54	211 119 577	Protection plate – Pre-heating pipe left	1	34-, 42-, 44 bhp
-	211 119 578	Protection plate – Pre-heating pipe right	1	34-, 42-, 44 bhp
A 55/B 55	N 11 652 1	Washer 7	6	34-, 42-, 44 bhp
		from Engine No. 7 336 420		
A 56/B 56	N 10 710 1	Screw, cheese head AM 6×10	6	34-, 42-, 44 bhp
		from Engine No. 7 336 420		
-	113 119 581	Plug 38 – Engine cover plate front	1	M 155: 30 bhp
		from Engine No. 3 400 000	1	34 bhp
		from Engine No. 7 336 420	1	42-, 44 bhp
		up to Engine No. H 0 150 202		
-	113 119 581	Plug 38 – Engine cover plate rear	1	44 bhp
		from Engine No. H 0 150 203		
A 57/B 57	113 119 585 A	Grommet – Fan housing to heat exchanger hose	2	34-, 42-, 44 bhp
		from Engine No. 7 336 420		
A 58/B 58	113 119 597	Half-round gasket, rear – Pre-heating pipe	2	34-, 42-, 44 bhp
		from Engine No. 7 336 420		
A 59/B 59	113 119 599	Half-round gasket, front – Pre-heating pipe	2	34-, 42-, 44 bhp
		from Engine No. 7 336 420		



Genuine VW Parts
rigidly factory inspected

Key No.	Part No.	Description	Quantity	Type and model
---------	----------	-------------	----------	----------------

FUEL PUMP

25 bhp engine
up to Engine No. 20 - 695 355
211-274

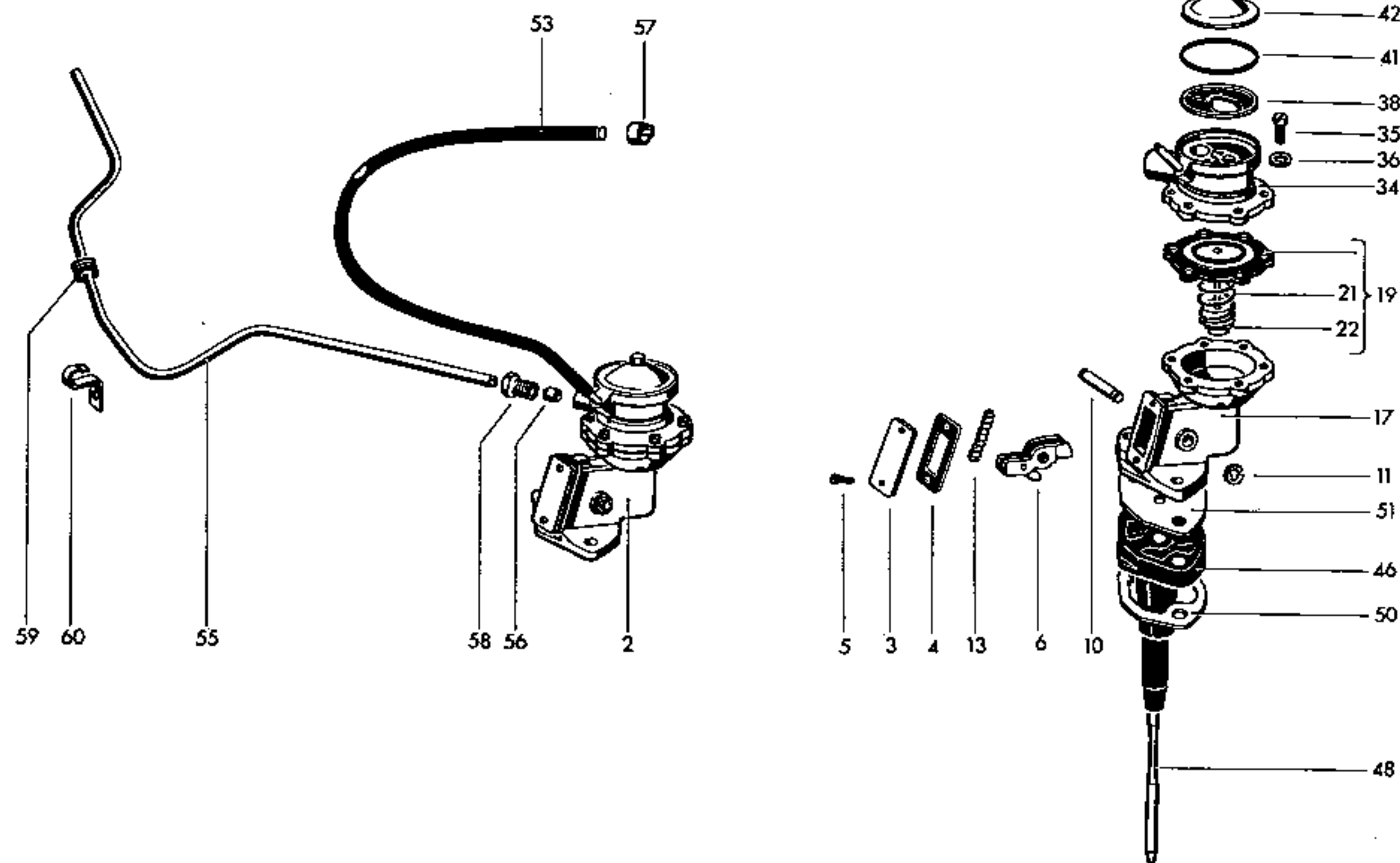
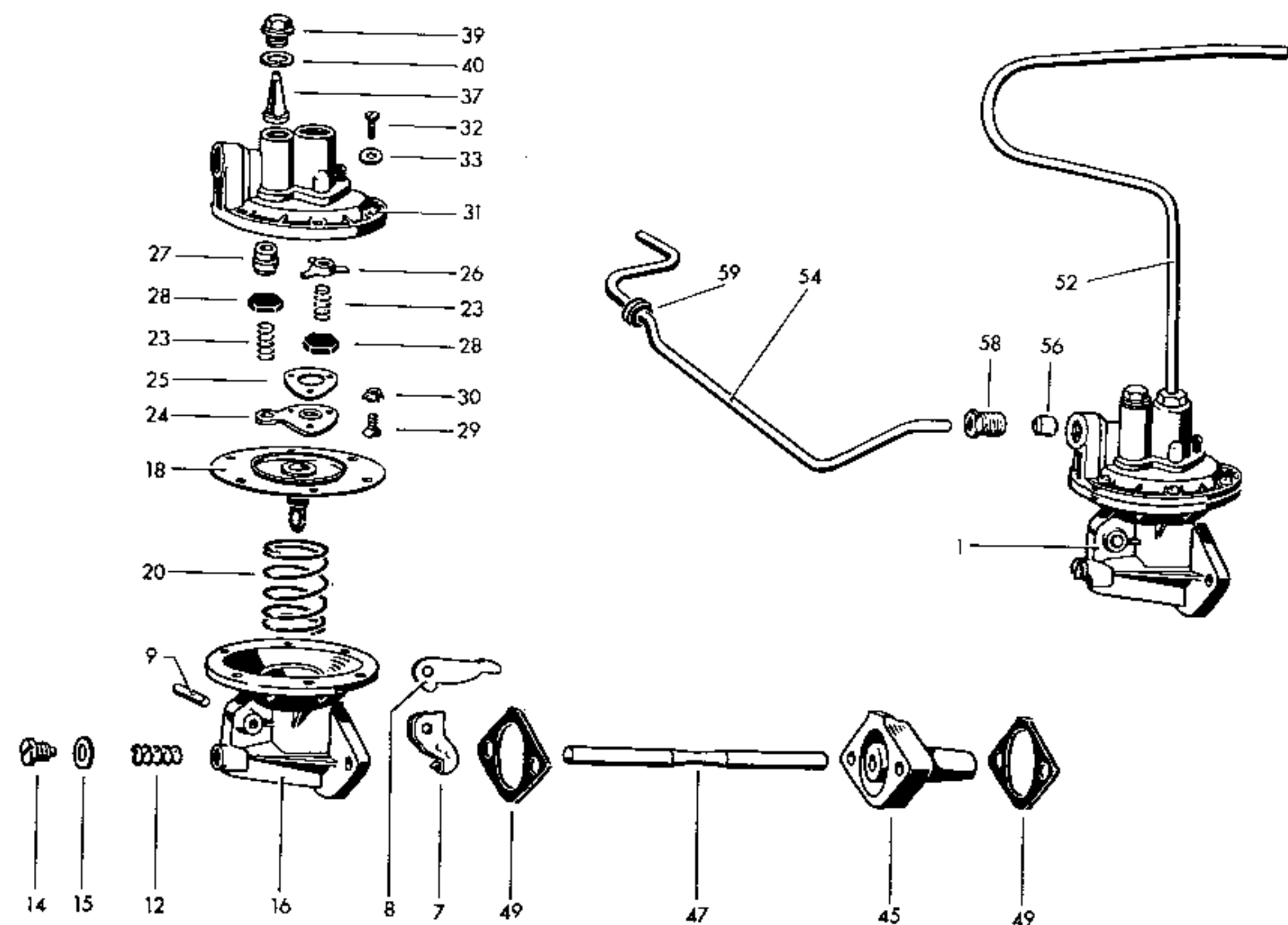
30 bhp engine
from Engine No. 20 - 695 356 up to 3 580 000
211-274

34 bhp engine
from Engine No. 5 000 001 up to 8 964 971
211-274

42 bhp engine
from Engine No. 143 543 up to 713 767
M 215: 211-216,
231-238, 261-264
M 216: 211-274
211-274

44 bhp engine
from Engine No. H 0 000 001 up to H 0 761 325
211-274

1	111 127 025 B	Fuel pump up to Engine No. 3 399 999 (up to Engine No. 20 - 518 652 use 111 127 555 and N 13 818 1)	1	25-, 30 bhp
2	113 127 025 C	Fuel pump from Engine No. 3 400 000	1	30-, 34-, 42-, 44 bhp
3	113 127 111 A	Inspection cover from Engine No. 3 400 000	1	30-, 34-, 42-, 44 bhp
4	113 127 113	Gasket - Inspection cover from Engine No. 3 400 000	1	30-, 34-, 42-, 44 bhp
5	N 10 688 1	Screw, cheese head AM 3x8 from Engine No. 3 400 000	2	30-, 34-, 42-, 44 bhp
6	113 127 117 A	Fuel pump rocker arm (one-piece) from Engine No. 3 400 000	1	30-, 34-, 42-, 44 bhp
7	111 127 119 B	Link - Fuel pump rocker arm up to Engine No. 3 399 999	1	25-, 30 bhp
8	111 127 125 A	Rocker arm - Fuel pump up to Engine No. 3 399 999	1	25-, 30 bhp
9	111 127 129	Dowel pin - Fuel pump rocker arm up to Engine No. 3 399 999	1	25-, 30 bhp



MAIN GROUP

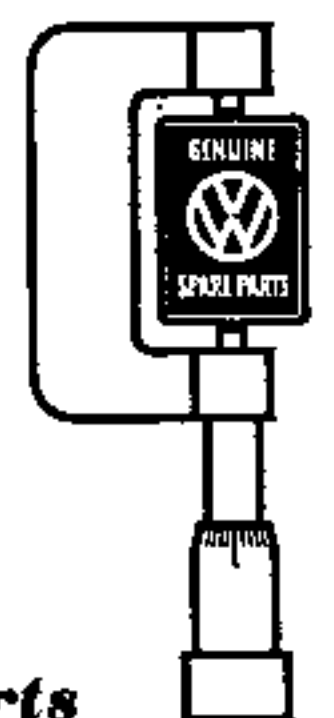


ENGINE

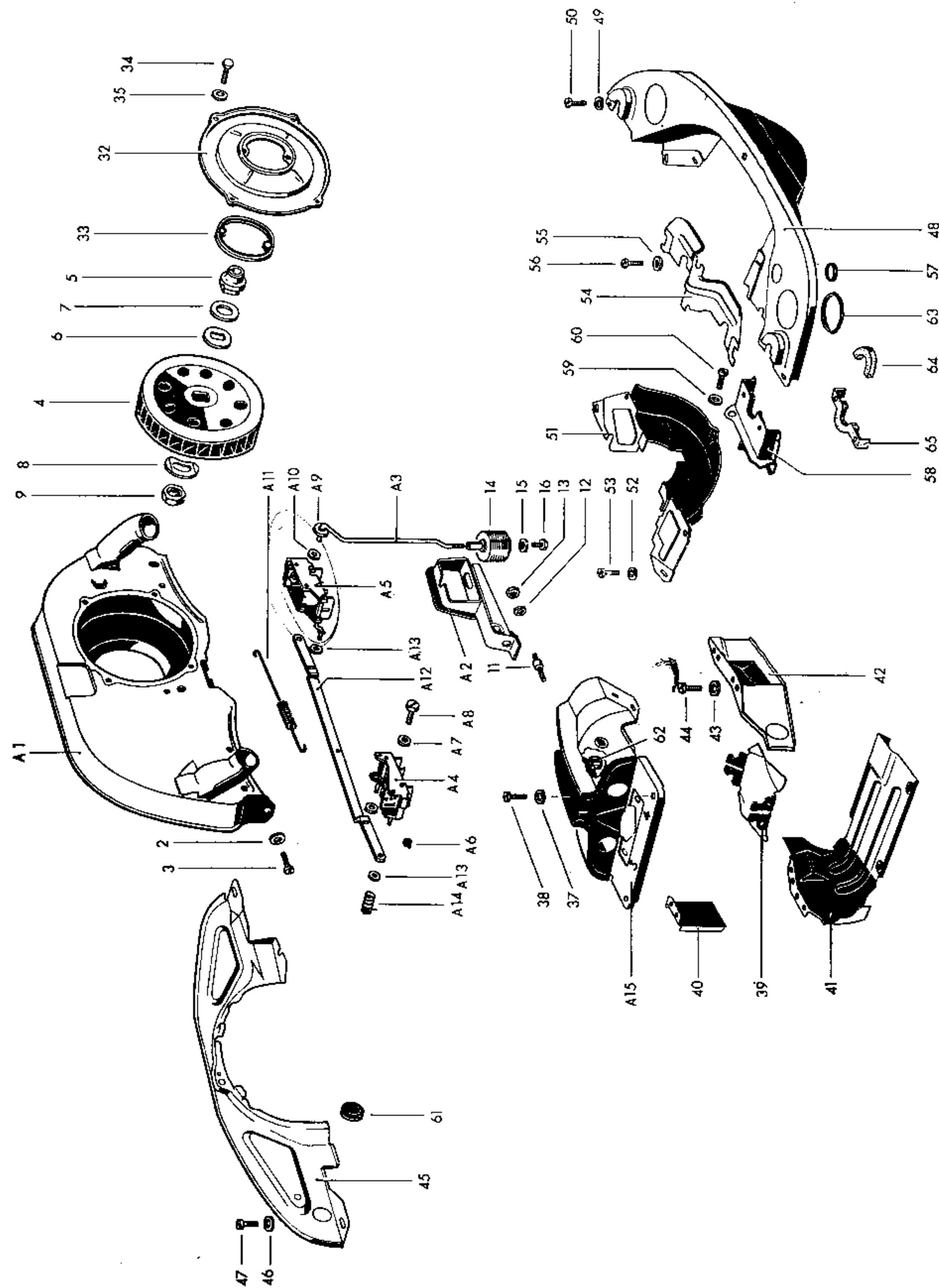
Fuel pump

Key No.	Part No.	Description	Quantity	Type and model
10	113 127 129	Dowel pin – Fuel pump rocker arm from Engine No. 3 400 000	1	30-, 34-, 42-, 44 bhp
11	N 12 434 1	Lock washer 4 from Engine No. 3 400 000	2	30-, 34-, 42-, 44 bhp
12	111 127 131	Return spring – Fuel pump link up to Engine No. 3 399 999	1	25-, 30 bhp
-	113 127 131	Return spring 25 mm – Fuel pump rocker arm (three piece) from Engine No. 3 400 000	1	30-, 34 bhp
13	113 127 131 A	Return spring 33 mm – Fuel pump rocker arm (one piece) from Engine No. 3 400 000	1	30-, 34-, 42-, 44 bhp
14	111 127 133	Retaining screw – Return spring up to Engine No. 3 399 999	1	25-, 30 bhp
15	111 129 213 C	Gasket 12×15×1 – Retaining screw up to Engine No. 3 399 999	1	25-, 30 bhp
16	111 127 139 A	Body – Fuel pump up to Engine No. 3 399 999	1	25-, 30 bhp
17	113 127 139	Body – Fuel pump from Engine No. 3 400 000	1	30-, 34-, 42-, 44 bhp
18	111 127 141	Diaphragm and pull rod up to Engine No. 3 399 999	1	25-, 30 bhp
19	113 127 141	Diaphragm with spring and two-piece collar from Engine No. 3 400 000	1	30-, 34-, 42-, 44 bhp
20	111 127 147	Spring – Fuel pump diaphragm up to Engine No. 3 399 999	1	25-, 30 bhp
21	113 127 147	Spring – Fuel pump diaphragm from Engine No. 3 400 000	1	30-, 34-, 42-, 44 bhp
22	113 127 149 A	Two-piece collar from Engine No. 3 400 000	2	30-, 34-, 42-, 44 bhp
23	111 127 151	Spring – Fuel pump valve up to Engine No. 3 399 999	2	25-, 30 bhp
24	111 127 155 A	Valve and spring seat – Fuel pump up to Engine No. 3 399 999	1	25-, 30 bhp
25	111 127 157 A	Gasket – Fuel pump valve and spring seat up to Engine No. 3 399 999	1	25-, 30 bhp

Printed in Germany 735 207 20



Genuine VW Parts
rigidly factory inspected



Key No.	Part No.	Description	Quantity	Type and model
26	111 127 159	Retainer – Fuel pump valve spring	1	25-, 30 bhp
27	111 127 165	Seat – Intake valve	1	25-, 30 bhp
28	111 127 169	Valve – Fuel pump (hex.)	2	25-, 30 bhp
29	N 10 903 1	Screw AM 3.5×8 DIN 63 – Fuel pump valve and spring seat up to Engine No. 3 399 999	3	25-, 30 bhp
30	N 12 122 1	Shake-proof washer V 3.7 DIN 6797	3	25-, 30 bhp
-	111 127 171	Cover – Fuel pump (8 mm line)	1	25-, 30 bhp
31	111 127 171 B	Cover – Fuel pump (6 mm line)	1	25-, 30 bhp
32	N 10 815 1	Screw, fillister head AM 5×15 DIN 85	6	25-, 30 bhp
33	N 12 225 1	Spring washer B 5 DIN 137 galvanized	6	25-, 30 bhp
34	211 127 171	Body upper – Fuel pump	1	30-, 34-, 42-, 44 bhp from Engine No. 3 400 000
35	N 10 700 1	Screw, cheese head AM 5×12 DIN 84	6	30-, 34-, 42-, 44 bhp high-polish galvanized from Engine No. 3 400 000
36	N 12 005 1	Lock washer B 5 DIN 127 galvanized	6	30-, 34-, 42-, 44 bhp from Engine No. 3 400 000
37	111 127 177	Fuel filter	1	25-, 30 bhp up to Engine No. 3 399 999
38	113 127 177 A	Fuel filter	1	30-, 34-, 42-, 44 bhp from Engine No. 3 400 000
39	111 127 179	Plug – Fuel filter	1	25-, 30 bhp up to Engine No. 3 399 999
40	111 127 181	Gasket 15.2×18.5×1 – Fuel filter plug	1	25-, 30 bhp up to Engine No. 3 399 999
41	113 127 183	Gasket – Cover	1	30-, 34-, 42-, 44 bhp from Engine No. 3 400 000

MAIN GROUP

1

ENGINE

Fuel pump

Key No.	Part No.	Description	Quantity	Type and model
42	113 127 185	Cover from Engine No. 3 400 000	1	30-, 34-, 42-, 44 bhp
43	113 127 187	Bolt, hex. head - Cover from Engine No. 3 400 000	1	30-, 34-, 42-, 44 bhp
44	113 127 189	Gasket 5×9.5×1 - Bolt, hex. head from Engine No. 3 400 000	1	30-, 34-, 42-, 44 bhp
45	111 127 303	Intermediate flange - Fuel pump up to Engine No. 3 399 999	1	25-, 30 bhp
46	113 127 303	Intermediate flange - Fuel pump from Engine No. 3 400 000	1	30-, 34-, 42-, 44 bhp
47	111 127 307	Push rod - Fuel pump up to Engine No. 3 399 999	1	25-, 30 bhp
48	113 127 307	Push rod - Fuel pump from Engine No. 3 400 000	1	30-, 34-, 42-, 44 bhp
49	111 127 311	Gasket - Fuel pump up to Engine No. 3 399 999	2	25-, 30 bhp
50	113 127 311	Gasket under intermediate flange from Engine No. 3 400 000	1	30-, 34-, 42-, 44 bhp
51	113 127 313	Gasket under intermediate flange from Engine No. 3 400 000	1	30-, 34-, 42-, 44 bhp
-	111 127 511	Fuel line, to carburetor, 8 mm dia. up to Engine No. 20 - 518 652	1	25 bhp
52	111 127 511 A	Fuel line, to carburetor, 6 mm dia. from Engine No. 20 - 518 653 up to 3 399 999	1	25-, 30 bhp
53	N 20 355 1	Fuel hose 5×2.5 from pump to carburetor (325 mm) from Engine No. 3 400 000	*	30-, 34-, 42-, 44 bhp
54	111 127 521 A	Fuel line 6 mm dia. to pump from Engine No. 20 - 518 653 up to 3 399 999	1	25-, 30 bhp
55	113 127 521 A	Fuel line to pump from Engine No. 3 400 000	1	30-, 34-, 42-, 44 bhp
-	211 127 521	Fuel line 8 mm dia. to pump up to Engine No. 20 - 518 652	1	25 bhp

MAIN GROUP

1

ENGINE

Fuel pump

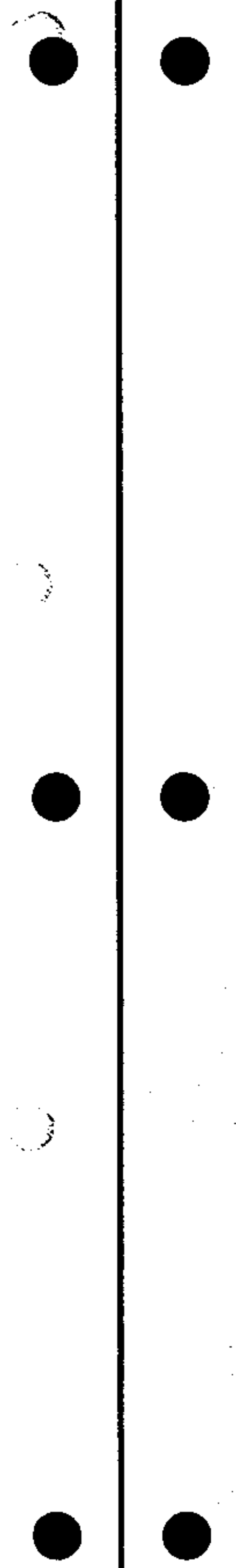
Key No.	Part No.	Description	Quantity	Type and model
-	111 127 531	Nipple 8×1 up to Engine No. 20 - 518 652	2	25 bhp
56	111 127 531 A	Nipple 6×1 from Engine No. 20 - 518 653 up to 3 399 999 from Engine No. 3 400 000	2 1	25-, 30 bhp 30-, 34-, 42-, 44 bhp
57	111 127 537 A	Clip - Fuel hose from Engine No. 3 400 000	2	30-, 34-, 42-, 44 bhp
-	111 127 541	Union nut - Fuel line 8 mm dia. up to Engine No. 20 - 518 652	2	25 bhp
58	111 127 541 A	Union nut - Fuel line 6 mm dia. from Engine No. 20 - 518 653 up to 3 399 999 from Engine No. 3 400 000	2 1	25-, 30 bhp 30-, 34-, 42-, 44 bhp
-	111 127 555	Adapter (8 mm line with M 12×1.5 connection) up to Engine No. 20 - 518 652	x	25 bhp
-	N 13 818 1	Sealing washer A 12×16 DIN 7603 up to Engine No. 20 - 518 652	x	25 bhp
-	N 20 091 1	Grommet - Fuel line 8 mm dia. up to Engine No. 20 - 518 652	1	25 bhp
59	311 971 913	Grommet - Fuel line 6 mm dia. from Engine No. 20 - 518 653	1	
60	311 127 525	Clamp - Fuel line from Engine No. 3 400 000	1	30-, 34-, 42-, 44 bhp

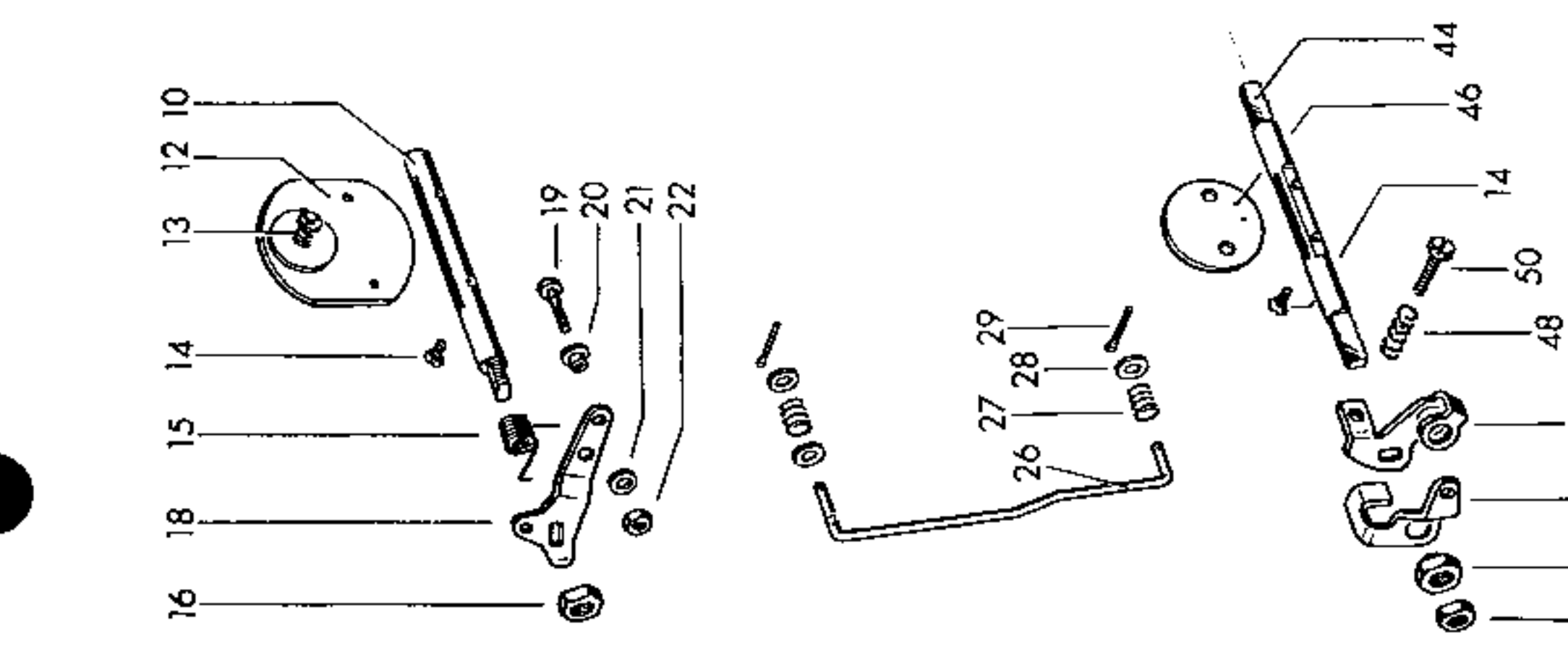
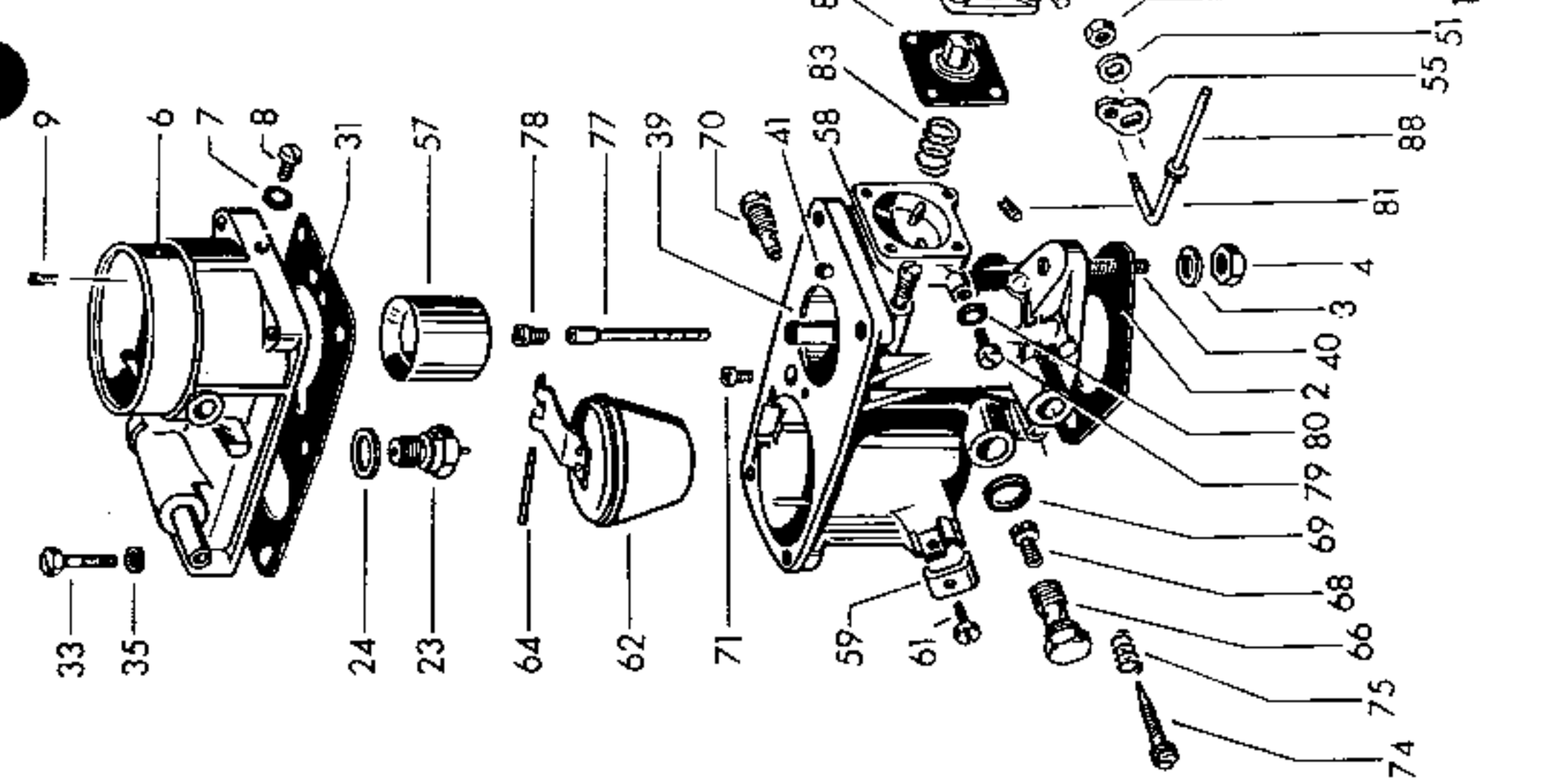
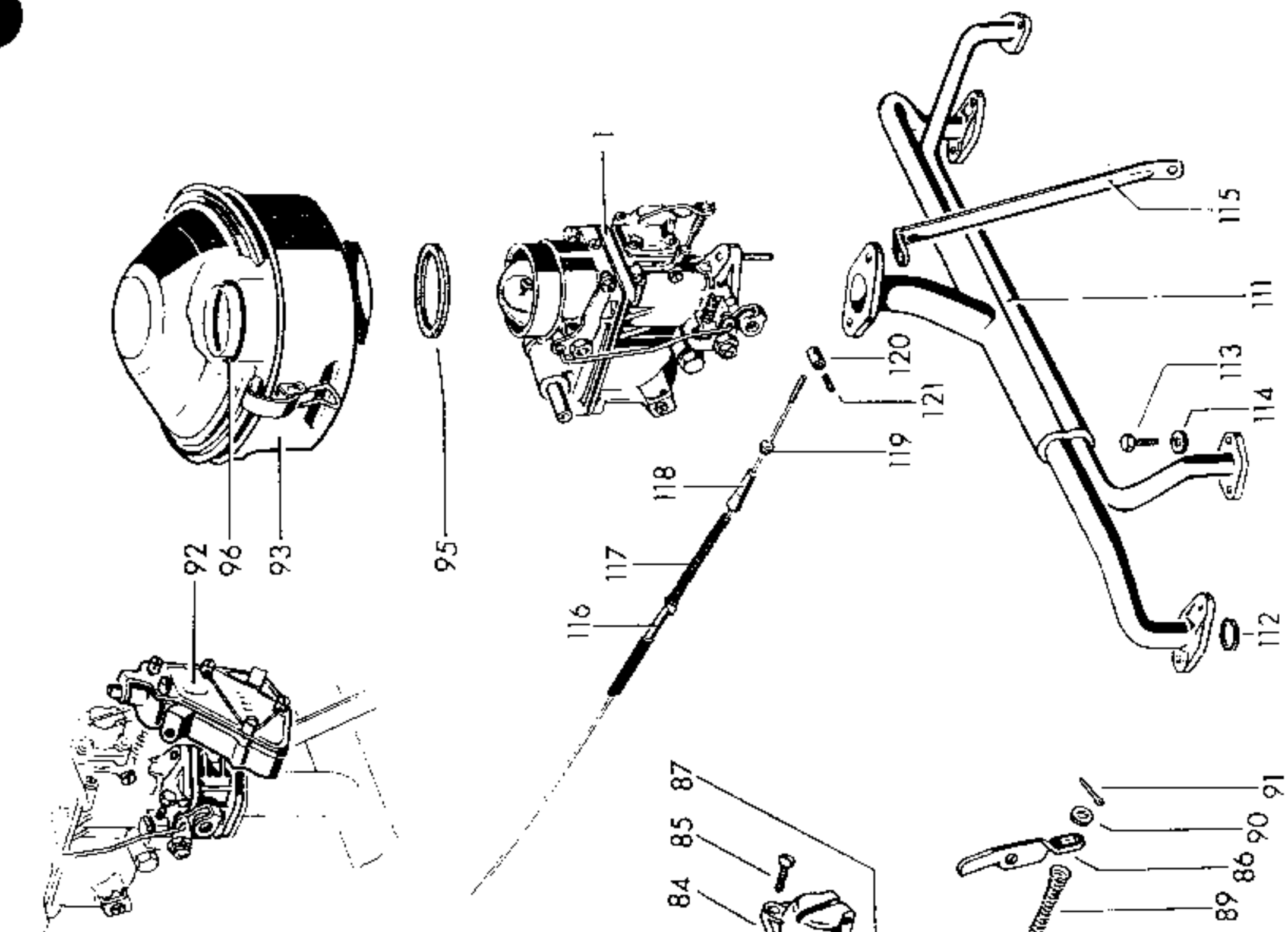
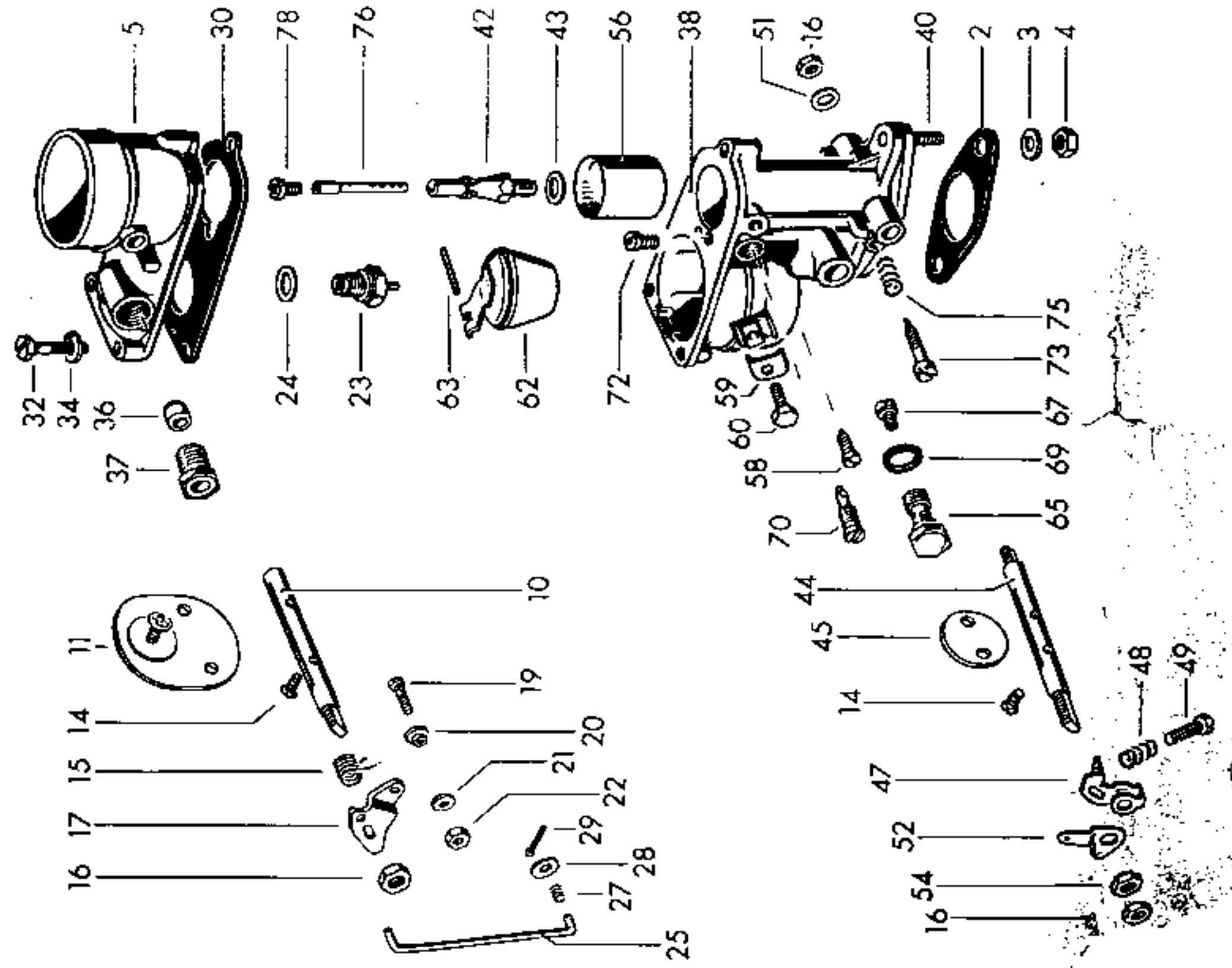
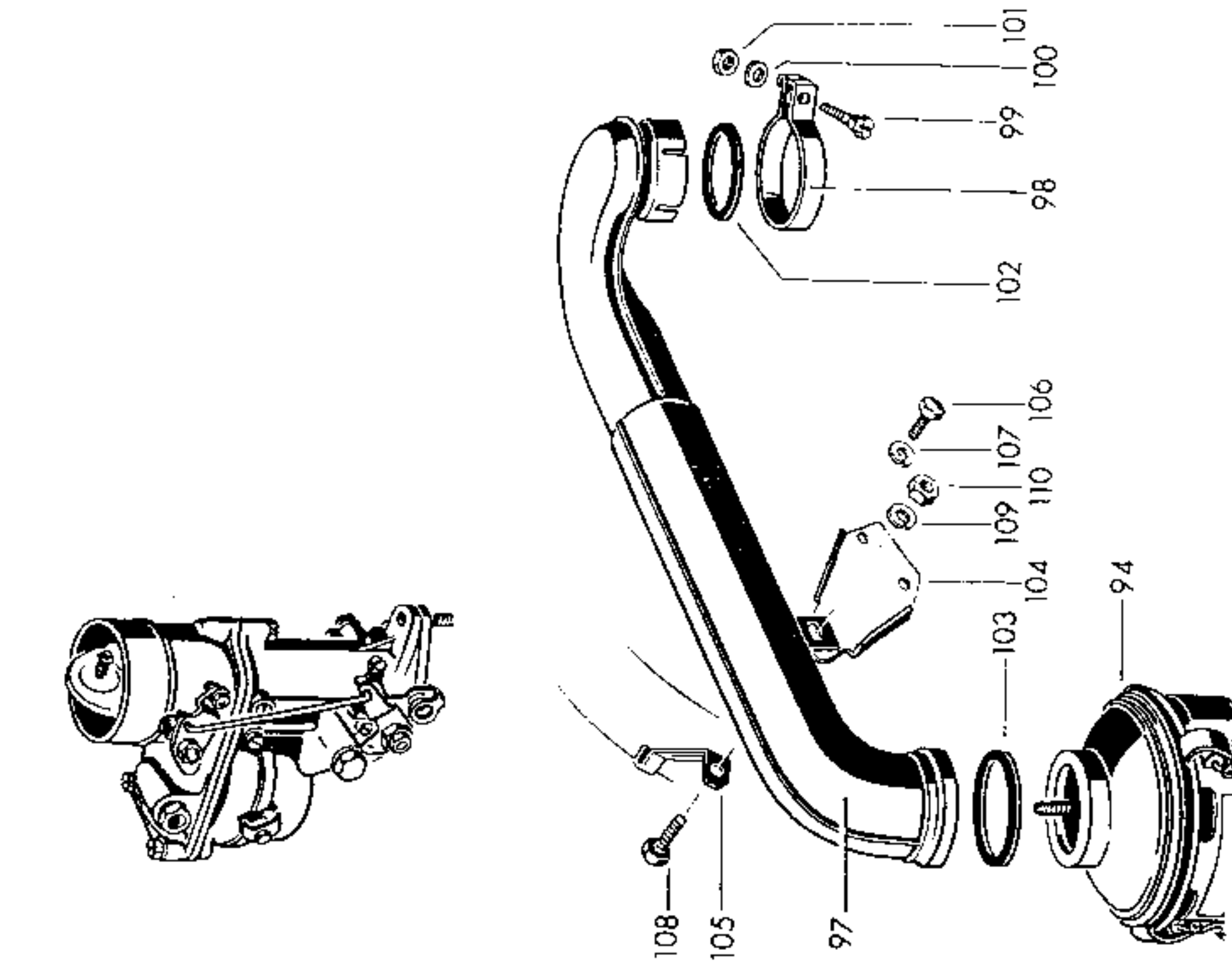
MAIN GROUP



ENGINE

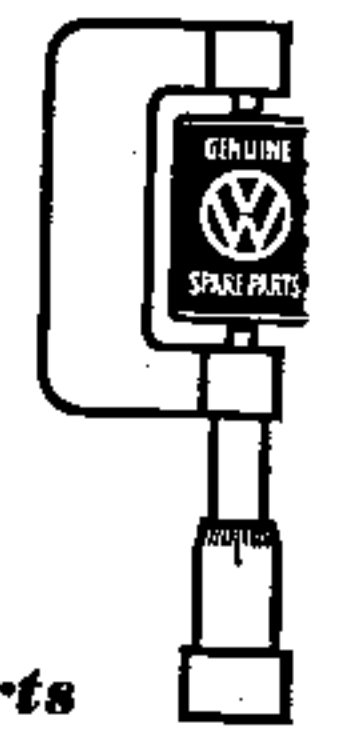
Carburetors, Intake manifolds








***Genuine VW Parts
rigidly factory inspected***

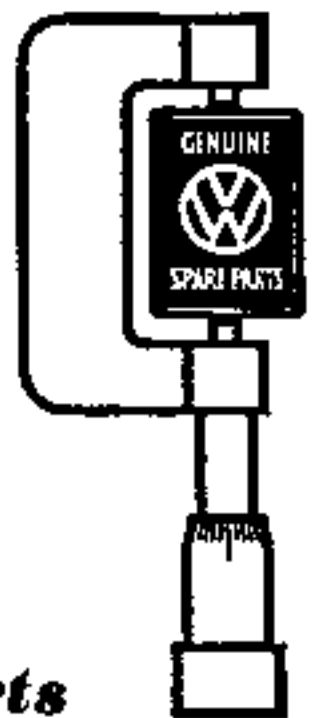
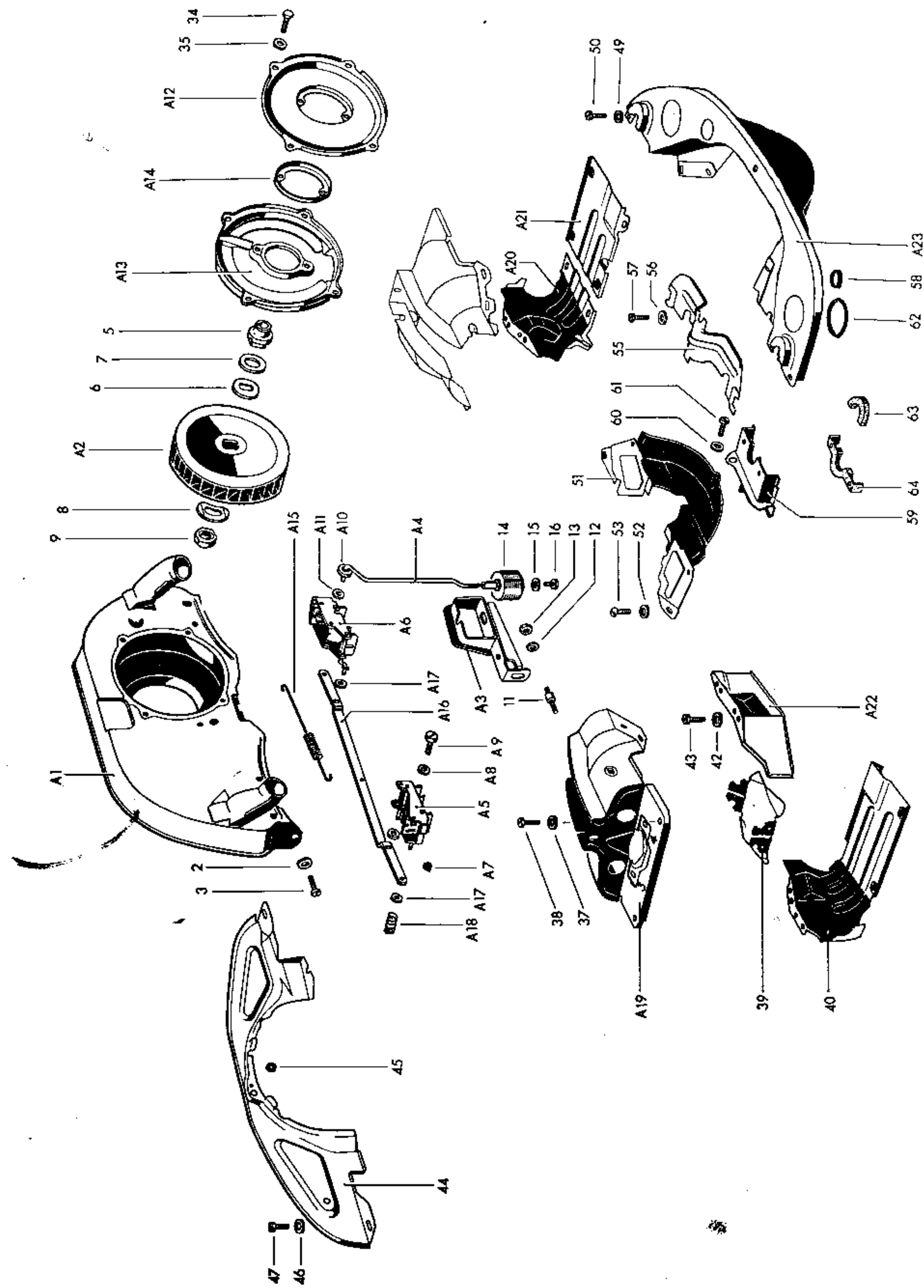


735 218 20

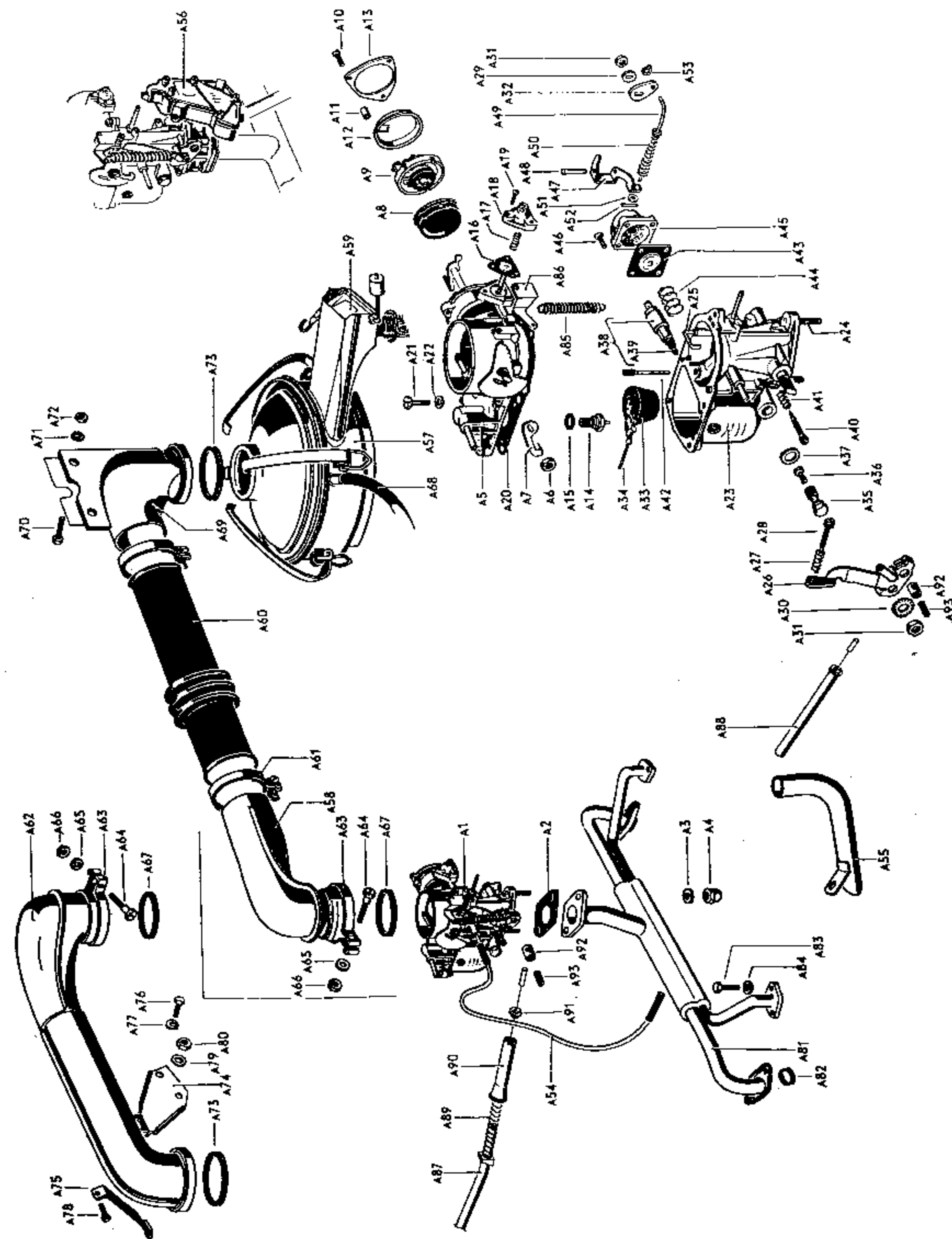
Printed in Germany

***Genuine VW Parts
rigidly factory inspected***





Genuine VW Parts
rigidly factory inspected



Key No.	Part No.	Description	Quantity	Type and model
---------	----------	-------------	----------	----------------

CARBURETOR

	26 VFIS	Carburetor with 8 mm dia. threaded fuel line connection 25 bhp: up to Engine No. 20 - 518 652		211-274
	28 PCI	Carburetor with accelerator pump, without automatic choke, with threaded fuel line connection 6 mm dia. 25-, 30 bhp: up to Engine No. 3 399 999 without threaded fuel line connection 6 mm dia. 30 bhp: from Engine No. 3 400 000 up to 3 580 000		211-274 211-274
	28 PICT	Carburetor with automatic choke, 9 stepped fast idle cam with vacuum piston 34 bhp: from Engine No. 5 000 001 up to 8 147 040 42 bhp: from Engine No. 143 543 up to 330 908		211-274 M 215: 211-216, 231-238, 261-264 M 216: 211-274
	28 PICT-1	Carburetor with automatic choke, 6 stepped fast idle cam with vacuum diaphragm 34 bhp: from Engine No. 8 147 041 42 bhp: from Engine No. 330 909 up to 713 767 from Engine No. 713 768 up to 1 100 000		211-274 M 215: 211-216, 231-238, 261-264 M 216: 211-274 211-274
	30 PICT-1	Carburetor with automatic choke, 6 stepped fast idle cam and idling cut-off valve (from Engine No. H 0 085 360 carburetor with return spring) 44 bhp: from Engine No. H 0 000 001 up to H 0 761 325		211-274
	30 PICT-2	Carburetor with automatic choke and larger float chamber 44 bhp: from Engine No. H 0 000 001 up to H 0 761 325		211-274
-	111 129 021 A	Carburetor 28 PCI without vacuum spark advance (up to Engine No. 20 - 518 652 use 111 127 555 and N 13 818 1)	1	25 bhp
-	111 129 023	Carburetor 28 PCI	1	30 bhp up to Engine No. 3 399 999
-	141 129 023 K	Carburetor 28 PICT-1 6 V	1	34 bhp
1	211 129 023	Carburetor 28 PCI	1	30 bhp from Engine No. 3 400 000
-	211 129 023 K	Carburetor 28 PICT-1 6 V	1	42 bhp (Engine without speed limiter)

MAIN GROUP

1

ENGINE

Carburetor

Key No.	Part No.	Description	Quantity	Type and model
-	211 129 023 L	Carburetor 28 PICT-1 6 V (Engine with speed limiter)	1	42 bhp
A 1	211 129 029 B	Carburetor 30 PICT-2 12 V (use 113 129 893 A up to Engine No. H 0 085 359 use 113 129 191 H, 113 129 413 D up to Engine No. H 0 183 372)	1	44 bhp
2/A 2	N 13 776 1	Gasket 30 - Carburetor flange	1	
3	N 12 228 2	Spring washer B 8	2	25-, 30 bhp
4	N 11 008 8	Nut, hex. M 8	2	25-, 30 bhp
A 3	N 13 807 1	Sealing washer A 8×11.5	2	34-, 42-, 44 bhp
A 4	N 11 122 2	Cap nut M 8	2	34-, 42-, 44 bhp
-	113 129 107 E	Body, upper - Carburetor	1	34 bhp
-	113 129 107 H	Body, upper - Carburetor Carburetors 211 129 025 A/029 B	1	44 bhp
-	211 129 107 A	Body, upper - Carburetor 30 PICT-1	1	42 bhp
A 5	211 129 107 C	Body, upper - Carburetor	1	44 bhp
5	111 129 109 A	Body, upper - Carburetor 26 VFIS	1	25 bhp
-	111 129 109 B	Body, upper - Carburetor 28 PCI up to Engine No. 3 399 999	1	25-, 30 bhp
6	113 129 109	Body, upper - Carburetor 28 PCI from Engine No. 3 400 000	1	30 bhp
-	113 129 119	Expansion plug - Upper body Carburetor 28 PICT	1	34-, 42 bhp
7	111 129 121	Sealing washer 4.1×8	1	30 bhp
8	111 129 123	Screw, cheese head M 4×0.75×5	1	30 bhp

MAIN GROUP

1

ENGINE

Carburetor

Key No.	Part No.	Description	Quantity	Type and model
9	111 129 127	Air correction jet - Pump	1	30 bhp
10	111 129 131 A	Choke shaft	1	25-, 30 bhp
-	113 129 131	Choke shaft - Carburetor 28 PICT	1	34-, 42 bhp
-	113 129 131 A	Choke shaft - Carburetor 28 PICT-1	1	34-, 42 bhp
11	111 129 135	Choke - Carburetor	1	25 bhp
12	111 129 135 A	Choke - Carburetor	1	30 bhp
-	113 129 135	Choke - Carburetor 28 PICT	1	34-, 42 bhp
13	111 129 143	Spring - Poppet valve	1	25-, 30 bhp
14	111 129 149 B	Screw, countersunk raised head 4×7 - Throttle and choke Throttle	4 2	25-, 30 bhp 34 bhp
-	113 129 149	Screw, countersunk raised head - Choke	2	34 bhp
15	111 129 155	Return spring - Choke	1	25-, 30 bhp
16	111 129 157	Nut, hex. - Choke and throttle shaft	3	25-, 30 bhp
A 6	113 129 157	Nut, hex. - Choke shaft	1	34-, 42-, 44 bhp
17	111 129 161	Lever - Choke	1	25 bhp
18	111 129 163 A	Lever - Choke Carburetors 111 129 921 A/211 129 023	1	25-, 30 bhp
-	111 129 163 B	Lever - Choke Carburetor 111 129 023	1	30 bhp
A 7	113 129 163	Operating lever - Fast idle cam Carburetors 28 PICT/28 PICT-1/30 PICT-1	1	34-, 42-, 44 bhp
-	113 129 163 B	Operating lever - Fast idle cam Carburetor 30 PICT-2	1	44 bhp
-	113 129 165 A	Fast idle cam	1	34-, 42-, 44 bhp
-	113 129 167	Bush - Fast idle cam	1	34-, 42-, 44 bhp

MAIN GROUP

1

ENGINE

Carburetor

Key No.	Part No.	Description	Quantity	Type and model
-	113 129 169	Ring - Fast idle cam	1	34-, 42-, 44 bhp
19	111 129 171 A	Set screw - Carburetor	1	25-, 30 bhp
20	111 129 173 A	Bush - Set screw	1	25-, 30 bhp
21	111 129 147	Washer 4.2	1	25-, 30 bhp
22	111 129 179	Nut, hex. - Set screw	1	25-, 30 bhp
A 8	113 129 185	Plastic cap - Carburetors 28 PICT-1/30 PICT-1/30 PICT-2	1	34-, 42-, 44 bhp
-	113 129 187	Circlip - Piston rod	1	34-, 42 bhp
-	113 129 191	Cover with spring and heater element 6 V - Carburetor 28 PICT	1	34-, 42 bhp
-	113 129 191 A	Cover with spring and heater element 12 V - Carburetor 28 PICT	1	M 620: 34-, 42 bhp
-	113 129 191 H	Cover with spring and heater element 6 V - Carburetors 28 PICT-1/30 PICT-1/30 PICT-2 up to Engine No. H 0 183 372	1 1	34-, 42 bhp 44 bhp
A 9	113 129 191 G	Cover with spring and heater element 12 V - Carburetors 28 PICT-1/30 PICT-1/30 PICT-2 from Engine No. H 0 183 373	1 1	M 620: 34-, 42-, 44 bhp 44 bhp
-	113 129 195 A	Bar - Cover	1	34-, 42-, 44 bhp
-	113 129 197	Screw, cheese head - Retaining ring	3	34-, 42 bhp
A 10	311 129 123	Screw, cheese head - Retaining ring	3	34-, 42-, 44 bhp
A 11	113 129 198	Spacer bush - Retainer ring	3	34-, 42-, 44 bhp
-	113 129 199	Retaining ring - Cover	1	34-, 42 bhp
A 12	113 129 199 A	Retaining ring - Cover	1	34-, 42-, 44 bhp
A 13	113 129 200	Cover	1	34-, 42-, 44 bhp

MAIN GROUP

1

ENGINE

Carburetor

Key No.	Part No.	Description	Quantity	Type and model
23/A 14	111 129 201	Needle valve 1.5 mm dia.	1	
-	111 129 213 A	Sealing washer 15×12×0.5 mm - Needle valve ..	1	25 bhp
-	111 129 213 B	Sealing washer 15×12×0.8 mm - Needle valve ..	1	25 bhp
24/A 15	111 129 213 C	Sealing washer 15×12×1.0 mm - Needle valve ..	1	
A 16	113 129 221	Vacuum diaphragm - Carburetors 28 PICT-1/30 PICT-1/30 PICT-2	1	34-, 42-, 44 bhp
A 17	113 129 225 A	Spring - Vacuum diaphragm	1	34-, 42-, 44 bhp
A 18	113 129 227	Cover - Diaphragm	1	34-, 42-, 44 bhp
A 19	113 129 229	Screw, countersunk raised head - Carburetors 28 PICT-1/30 PICT-1/30 PICT-2	1	34-, 42-, 44 bhp
25	111 129 255	Connecting link - Choke to throttle	1	25 bhp
26	111 129 255 A	Connecting link - Choke to throttle	1	25-, 30 bhp
-	111 129 255 B	Connecting link - Choke to throttle	1	30 bhp
27	111 129 259	Compression spring - Connecting link	2	25-, 30 bhp
28	111 129 147	Washer 4.2	2	25-, 30 bhp
29	N 12 503 1	Cotter pin 1×10	2	25-, 30 bhp
30	111 129 281	Gasket - Carburetor body	1	25 bhp
31	111 129 281 A	Gasket - Carburetor body	1	25-, 30 bhp
A 20	113 129 281	Gasket - Carburetor body	1	34-, 42-, 44 bhp
-	113 129 281 C	Gasket - Carburetor body	1	44 bhp

MAIN GROUP

1

ENGINE

Carburetor

Key No.	Part No.	Description	Quantity	Type and model
47	111 129 343 A	Lever - Throttle	1	25-, 30 bhp
-	113 129 343	Lever 18 - Throttle	1	34-, 42 bhp
A 26	113 129 343 C	Lever 23.5 - Throttle	1	42-, 44 bhp
		Carburetor 30 PICT-1		
-	113 129 343 E	Lever - Throttle	1	44 bhp
		Carburetor 30 PICT-2		
48	111 129 429 B	Spring - Idling control screw	1	25-, 30 bhp
A 27	113 129 345	Spring - Idling control screw	1	34-, 42-, 44 bhp
49	111 129 347	Screw - Idling control	1	25 bhp
50	111 129 347 A	Screw - Idling control	1	30 bhp
A 28	113 129 347 B	Screw - Idling control	1	34-, 42-, 44 bhp
		Carburetors 28 PICT-1/30 PICT-1		
-	113 129 347 C	Screw - Idling control	1	44 bhp
		Carburetor 30 PICT-2		
51/A 29	111 129 349	Washer	1	
52	111 129 351	Lever - Throttle to connecting link	1	25 bhp
53	111 129 351 A	Lever - Throttle to connecting link	1	30 bhp
54	111 129 353	Nut - Throttle to connecting link lever	1	25-, 30 bhp
A 30	113 129 355 A	Lock plate - Nut, hex.	1	34-, 42-, 44 bhp
A 31	111 129 157	Nut, hex. - Throttle shaft	2	34-, 42-, 44 bhp
55	111 129 357	Connecting lever - Pump	1	30 bhp
-	113 129 357	Connecting lever - Pump	1	34-, 42 bhp
A 32	113 129 357 A	Connecting lever - Pump	1	44 bhp
		Carburetor 30 PICT-1		
-	113 129 357 B	Connecting lever - Pump	1	44 bhp
		Carburetor 30 PICT-2		

MAIN GROUP

1

ENGINE

Carburetor

Key No.	Part No.	Description	Quantity	Type and model
56	111 129 361 E	Venturi 21.5 mm dia.	1	25 bhp
-	111 129 363 D	Venturi 20 mm dia.	1	25-, 30 bhp
-	111 129 363 G	Venturi 20.5 mm dia.	1	25-, 30 bhp
57	111 129 363 J	Venturi 21.5 mm dia.	1	25-, 30 bhp
58	111 129 365	Retaining screw - Venturi	1	25-, 30 bhp
59	111 129 385	Clamp - Choke control cable	1	25-, 30 bhp
60	N 10 205 2	Bolt, hex. head M 5x10 - Clamp	1	25 bhp
61	111 129 387	Bolt, hex. head - Clamp	1	30 bhp
62/A 33	111 129 391 A	Float -	1	
		Carburetors 26 VFIS/28 PCI/28 PICT/28 PICT-1/ 30 PICT-1		
-	113 129 391	Float -	1	44 bhp
		Carburetor 30 PICT-2		
-	113 129 397	Lug - Float pin	1	44 bhp
		Carburetor 30 PICT-2		
63	111 129 399	Pin - Float lever	1	25 bhp
64/A 34	113 129 399	Pin - Float lever	1	30-, 34-, 42-, 44 bhp
		Carburetors 28 PCI/28 PICT/28 PICT-1/30 PICT-1		
-	113 129 399 A	Pin - Float lever	1	44 bhp
		Carburetor 30 PICT-2		
65	111 129 401	Carrier - Main jet	1	25 bhp
66/A 35	111 129 401 A	Carrier - Main jet	1	30-, 34-, 42-, 44 bhp
		Carburetors 28 PCI/28 PICT/28 PICT-1/30 PICT-1		
-	341 129 401	Carrier - Main jet	1	44 bhp
		Carburetor 30 PICT-2		
67	111 129 403 D	Main jet 120 - Carburetor 26 VFIS	1	25 bhp
-	111 129 405 C	Main jet 105 - Carburetor 28 PCI	1	25 bhp

MAIN GROUP

1

ENGINE

Carburetor

Key No.	Part No.	Description	Quantity	Type and model
-	111 129 405 D	Main jet 120 - Carburetors 28 PICT/28 PICT-1/30 PICT-1	1	M 240: 42-, 44 bhp
-	111 129 405 E	Main jet 122.5 - Carburetors 28 PCI/28 PICT/28 PICT-1	1	30-, 34 bhp
68	111 129 405 F	Main jet 117.5 - Carburetor 28 PCI	1	30 bhp
-	111 129 405 G	Main jet 112.5 - Carburetor 28 PCI	1	30 bhp
A 36	111 129 405 H	Main jet 115 - Carburetors 28 PICT/28 PICT-1/30 PICT-1	1	42-, 44 bhp
-	111 129 405 L	Main jet 125 - Carburetor 28 PCI	1	30 bhp
-	111 129 405 M	Main jet 130 - Carburetors 28 PICT/28 PICT-1 ...	1	M 155: 34 bhp
-	341 129 405 E	Main jet x 120 - Carburetor 30 PICT-2	1	44 bhp
69/A 37	111 129 409	Gasket 11x14.8x1.2 - Main jet carrier Carburetors 26 VFIS/28 PCI/28 PICT/28 PICT-1/ 30 PICT-1	1	
-	311 129 409	Gasket 10x13.5x1.0 - Main jet carrier Carburetor 30 PICT-2	1	44 bhp
-	113 129 413 D	Idling cut-off valve g 60/6 V Carburetor 30 PICT-1 up to Engine No. H 0 182 372	1	44 bhp
-	111 129 413 A	Idling cut-off valve g 55/6 V Carburetor 30 PICT-2	x 1	34 bhp 44 bhp
A 38	211 129 413 A	Idling cut-off valve g 60/12 V Carburetor 30 PICT-1 from Engine No. H 0 183 373	1 1	M 620: 44 bhp 44 bhp
-	111 129 413 B	Idling cut-off valve g 55/12 V Carburetor 30 PICT-2	x 1	M 620: 34 bhp 44 bhp
-	311 129 413 D	Idling cut-off valve g 45/6 V	x	42 bhp
-	311 129 413 E	Idling cut-off valve g 45/12 V	x	M 620: 42 bhp
-	311 129 413 F	Idling cut-off valve g 50/6 V	1	30-, 34 bhp
-	311 129 413 G	Idling cut-off valve g 50/12 V	1	M 620: 34 bhp

MAIN GROUP

1

ENGINE

Carburetor

Key No.	Part No.	Description	Quantity	Type and model
70	111 129 415 B	Pilot jet g 50	1	25-, 30 bhp
-	111 129 415 C	Pilot jet g 45	1	25-, 42 bhp
-	111 129 415 D	Pilot jet g 55	1	34 bhp
A 39		no longer available		
71	111 129 425 A	Air bleed 0.8 mm dia. - Pilot jet Carburetor 28 PCI	1	25-, 30 bhp
72	111 129 425 B	Air bleed 1.0 mm dia. - Pilot jet Carburetor 26 VFIS	1	25 bhp
-	111 129 425 D	Air bleed 1.5 mm dia. - Pilot jet Carburetor 26 VFIS	1	25 bhp
73	111 129 427 A	Volume control screw	1	25 bhp
74/A 40	111 129 427 B	Volume control screw - Carburetors 28 PCI/28 PICT/28 PICT-1/30 PICT-1	1	30-, 34-, 42-, 44 bhp
-	113 129 427 C	Volume control screw - Carburetor 30 PICT-2	1	44 bhp
75/A 41	111 129 429 B	Spring - Volume control screw Carburetors 26 VFIS/28 PCI/28 PICT/28 PICT-1/ 30 PICT-1	1	
-	113 129 429	Spring - Volume control screw Carburetor 30 PICT-2	1	44 bhp
76	111 129 433	Emulsion tube 0 - Carburetor 26 VFIS	1	25 bhp
-	111 129 433 A	Emulsion tube 10 - Carburetor 28 PCI	1	25 bhp
77	111 129 433 B	Emulsion tube 29	1	30 bhp
78	111 129 435 B	Air correction jet 180	1	25-, 30 bhp
-	111 129 435 C	Air correction jet 190	1	25-, 30 bhp
-	111 129 435 D	Air correction jet 200	1	25-, 30 bhp

MAIN GROUP



ENGINE

Carburetor

Key No.	Part No.	Description	Quantity	Type and model
-	111 129 435 H	Air correction jet 195	1	25-, 30 bhp
-	111 129 435 J	Air correction jet 165	1	25-, 30 bhp
-	111 129 435 M	Air correction jet 215	1	25-, 30 bhp
-	113 129 435 A	Air correction jet 145 -y	1	34 bhp
-	113 129 435 C	Air correction jet 170 -z	1	M 155: 34 bhp
-	113 129 435 D	Air correction jet 150 -z	1	42 bhp
A 42	113 129 435 H	Air correction jet 135 -z	1	44 bhp
-	113 129 435 K	Air correction jet 145 -z	1	M 240: 42-, 44 bhp
79	111 129 445	Plug - Accelerator pump	1	30 bhp
80	111 129 447	Sealing ring 5X8X0.8 - Plug	1	30 bhp
81	N 13 080 1	Grub screw M 6X6 - Vacuum port	1	30 bhp
82	111 129 451	Diaphragm - Pump	1	30 bhp
A 43	113 129 451 A	Diaphragm - Pump	1	34-, 42-, 44 bhp
83	111 129 467	Spring - Diaphragm	1	30 bhp
A 44	113 129 467 B	Spring - Diaphragm	1	34-, 42-, 44 bhp
		Carburetors 28 PICT/28 PICT-1/30 PICT-1		
-	113 129 467 C	Spring - Diaphragm	1	44 bhp
		Carburetor 30 PICT-2		
-	111 129 470	Cover with lever and pin	1	25-, 30 bhp
		for carburetor 28 PCI		
-	113 129 470	Cover with lever and pin	1	34-, 42 bhp
		for carburetors 28 PICT/28 PICT-1		
-	113 129 470 A	Cover with lever and pin	1	44 bhp
		for carburetor 30 PICT-1		
-	113 129 470 B	Cover with lever and pin	1	44 bhp
		for carburetor 30 PICT-2		

MAIN GROUP



ENGINE

Carburetor

Key No.	Part No.	Description	Quantity	Type and model
84	111 129 471	Cover - Accelerator pump	1	30 bhp
A 45		no longer available		
85/A 46	111 129 473	Screw, countersunk raised head 4X10 - Cover ..	4	30-, 34-, 42-, 44 bhp
86	111 129 475	Lever - Pump	1	30 bhp
A 47		no longer available		
87	111 129 479	Pin - Pump lever	1	30 bhp
A 48		no longer available		
88	111 129 481	Throttle connector rod	1	30 bhp
		Carburetor 28 PCI		
-	113 129 481 A	Throttle connector rod -	1	34-, 42 bhp
		Carburetors 28 PICT/28 PICT-1		
A 49	113 129 481 D	Throttle connector rod -	1	44 bhp
		Carburetor 30 PICT-1		
-	113 129 481 F	Throttle connector rod -	1	44 bhp
		Carburetor 30 PICT-2		
89	111 129 485	Spring - Connector rod	1	30-, 34-, 42 bhp
A 50	113 129 485 A	Spring - Connector rod	1	44 bhp
90/A 51	111 129 147	Washer 4.2	2	30-, 34-, 42-, 44 bhp
91/A 52	N 12 507 1	Cotter pin 1.5X15	2	30-, 34-, 42-, 44 bhp
A 53	341 129 489	Lock plate	2	44 bhp
A 54	211 129 493	Vacuum line - Carburetor to distributor	1	34-, 42-, 44 bhp
-	111 129 501	Corrector H 15 - High altitude	x	30 bhp
-	113 129 501	Corrector H 14 - High altitude	x	34 bhp
-	113 129 501 A	Corrector H 23 - High altitude	x	M 155: 34 bhp
-	211 129 501	Corrector H 25 - High altitude	x	42-, 44 bhp

MAIN GROUP



ENGINE

Carburetor
Intake manifold

Key No.	Part No.	Description	Quantity	Type and model
-	113 129 511 A	Adapter pipe from Engine No. 7 336 420	1	34-, 42 bhp
A 55	211 129 511	Adapter pipe up to Engine No. H 0 150 202	1	44 bhp
92	211 129 551	Speed limiter up to Engine No. 3 399 999	x	M 178: 30 bhp
-	211 129 551 G	Speed limiter up to Engine No. 3 399 999	x	M 178: 34 bhp
A 56	211 129 551 E	Speed limiter up to Engine No. 3 399 999	1	42-, 44 bhp
-	211 129 585 A	Flange between carburetor and intake manifold (for intake manifold 211 129 701/C/D/F/G without speed limiter)	1	
INTAKE MANIFOLD				
-	211 129 612	Air cleaner (larger oil capacity)	1	M 156: 42-, 44 bhp
93	111 129 613	Air cleaner up to Engine No. 20- 991 590	1	25-, 30 bhp: 211-244
A 57	141 129 613	Air cleaner	1	42-, 44 bhp
94	261 129 613 B	Air cleaner (suspended)	1	30 bhp
-	261 129 613 D	Air cleaner (suspended)	1	34 bhp
-	211 129 615 A	Elbow - Speed limiter up to Chassis No. 1 197 005	1	42 bhp
A 58	211 129 615 C	Elbow - Carburetor from Chassis No. 1 199 841 from Chassis No. 1 197 006	1 1	34 bhp 42-, 44 bhp
-	113 129 617	Flap valve - Air cleaners 261 129 611 C/613	1	34 bhp
-	113 129 617 A	Flap valve - Air cleaners 261 129 611 D/613 A/D	1	34 bhp
A 59	211 129 617	Flap valve - Air cleaners 211 129 613/B/141 129 613	1	42-, 44 bhp
95	111 129 621	Gasket (felt) - Air cleaner	1	25-, 30 bhp: 211-244

MAIN GROUP



ENGINE

Intake manifold

Key No.	Part No.	Description	Quantity	Type and model
-	111 129 625	Gasket (rubber) - Air cleaner	1	25-, 30 bhp: 211-244
96	111 129 625 B	Gasket (rubber, round section) - Air cleaner	1	30 bhp
-	111 129 625 C	Gasket - Air cleaner 111 129 611 E	1	30 bhp
A 60	211 129 627	Connection hose from Chassis No. 1 199 841	1 1	34 bhp 42-, 44 bhp
A 61	311 255 351	Clip - Connection hose from Chassis No. 1 199 841	2 2	34 bhp 42-, 44 bhp
97	211 129 629	Elbow from Engine No. 3 400 000	1	30 bhp
A 62	211 129 629 A	Elbow up to Chassis No. 1 199 840	1	34 bhp
-	261 129 629	Elbow up to Engine No. 3 399 999	1	30 bhp
-	211 129 631 E	Elbow (without speed limiter) up to Chassis No. 1 197 005	1	42 bhp
98/A 63	261 129 641 A	Clip - Elbow to carburetor	1	30-, 34-, 42-, 44 bhp
99/A 64	111 129 635	Bolt - Clip	1	30-, 34-, 42-, 44 bhp
100/A 65	N 12 226 2	Spring washer B 6	1	30-, 34-, 42-, 44 bhp
101/A 66	N 11 006 2	Nut, hex. M 6	1	30-, 34-, 42-, 44 bhp
A 67	211 129 643	Gasket - Elbow from Chassis No. 216 100 001	1	44 bhp
102	261 129 643	Gasket - Elbow up to Chassis No. 216 100 000	1	30-, 34-, 42-, 44 bhp
A 68	N 20 374 1	Connecting tube 12x3.3 for oil breather (935 mm) from Engine No. 5 870 191	* *	34 bhp 42-, 44 bhp
A 69	211 129 655 C	Elbow - Air cleaner from Chassis No. 1 199 841	1 1	34 bhp 42-, 44 bhp

MAIN GROUP



ENGINE

Intake manifold

Key No.	Part No.	Description	Quantity	Type and model
A 70	N 10 238 3	Bolt, hex. head M 8×15 from Chassis No. 1 199 841	2 2	34 bhp 42-, 44 bhp
A 71	N 12 229 1	Spring washer A 8 from Chassis No. 1 199 841	2 2	34 bhp 42-, 44 bhp
A 72	N 11 008 3	Nut, hex. M 8 from Chassis No. 1 199 841	2 2	34 bhp 42-, 44 bhp
-	211 129 675	Reinforcement plate - Bracket	1	M 156: 42-, 44 bhp
-	211 129 681	Bracket - Bracket 211 129 687	1	M 156: 42-, 44 bhp: 211-251, 271-285
-	261 129 681	Bracket - Bracket 261 129 687	1	M 156: 42-, 44 bhp: 261-268
103/A 73	261 129 683	Gasket - Air cleaner	1	30-, 34-, 42-, 44 bhp
-	211 129 687	Bracket - Air cleaner	1	M 156: 42-, 44 bhp: 211-251, 271-285
104/A 74	261 129 687	Bracket - Air cleaner	1	30-, 34 bhp
-	261 129 687 A	Bracket - Air cleaner	1	M 156: 42-, 44 bhp: 261-268
A 75	211 129 689	Support - Air cleaner from Engine No. 6 914 251 up to Chassis No. 1 199 840	1	34 bhp
105	261 129 689	Support - Air cleaner up to Engine No. 6 914 250	1	30-, 34 bhp
106/A 76	N 10 215 4	Bolt, hex. head M 6×15 up to Chassis No. 1 199 840	2	30-, 34 bhp
107/A 77	N 12 006 2	Lock washer B 6 up to Chassis No. 1 199 840	2	30-, 34 bhp
108/A 78	N 10 238 3	Bolt, hex. head M 8×15 up to Chassis No. 1 199 840	1	30-, 34 bhp
109/A 79	N 12 228 2	Spring washer B 8 up to Chassis No. 1 199 840	1	30-, 34 bhp
110/A 80	N 11 008 3	Nut, hex. M 8 up to Chassis No. 1 199 840	1	30-, 34 bhp
-	111 129 701	Manifold - Intake and pre-heating pipe	1	25 bhp

MAIN GROUP




ENGINE

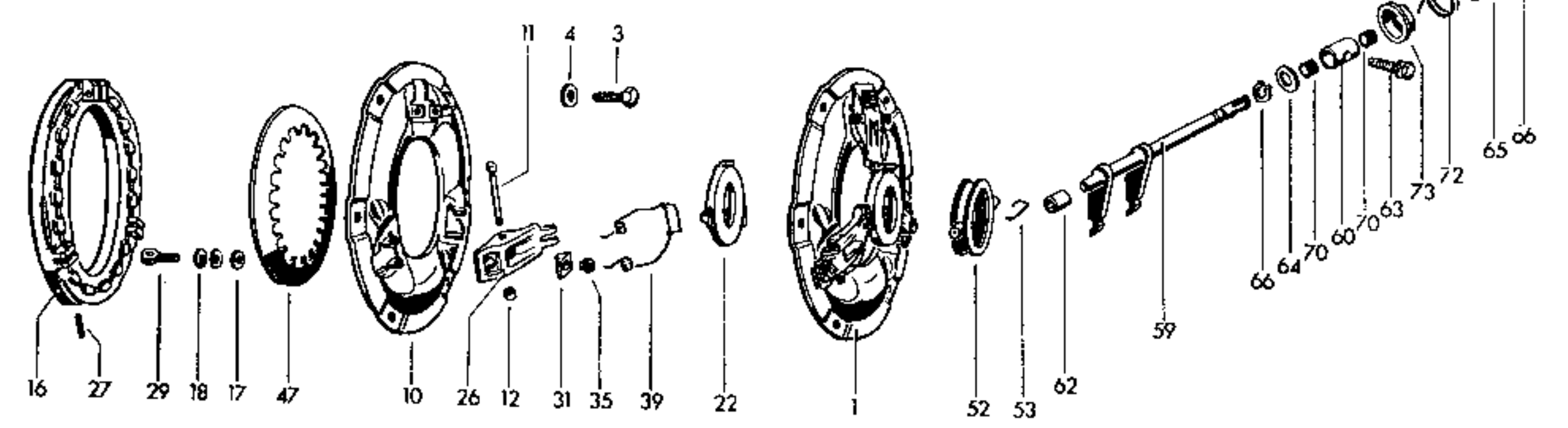
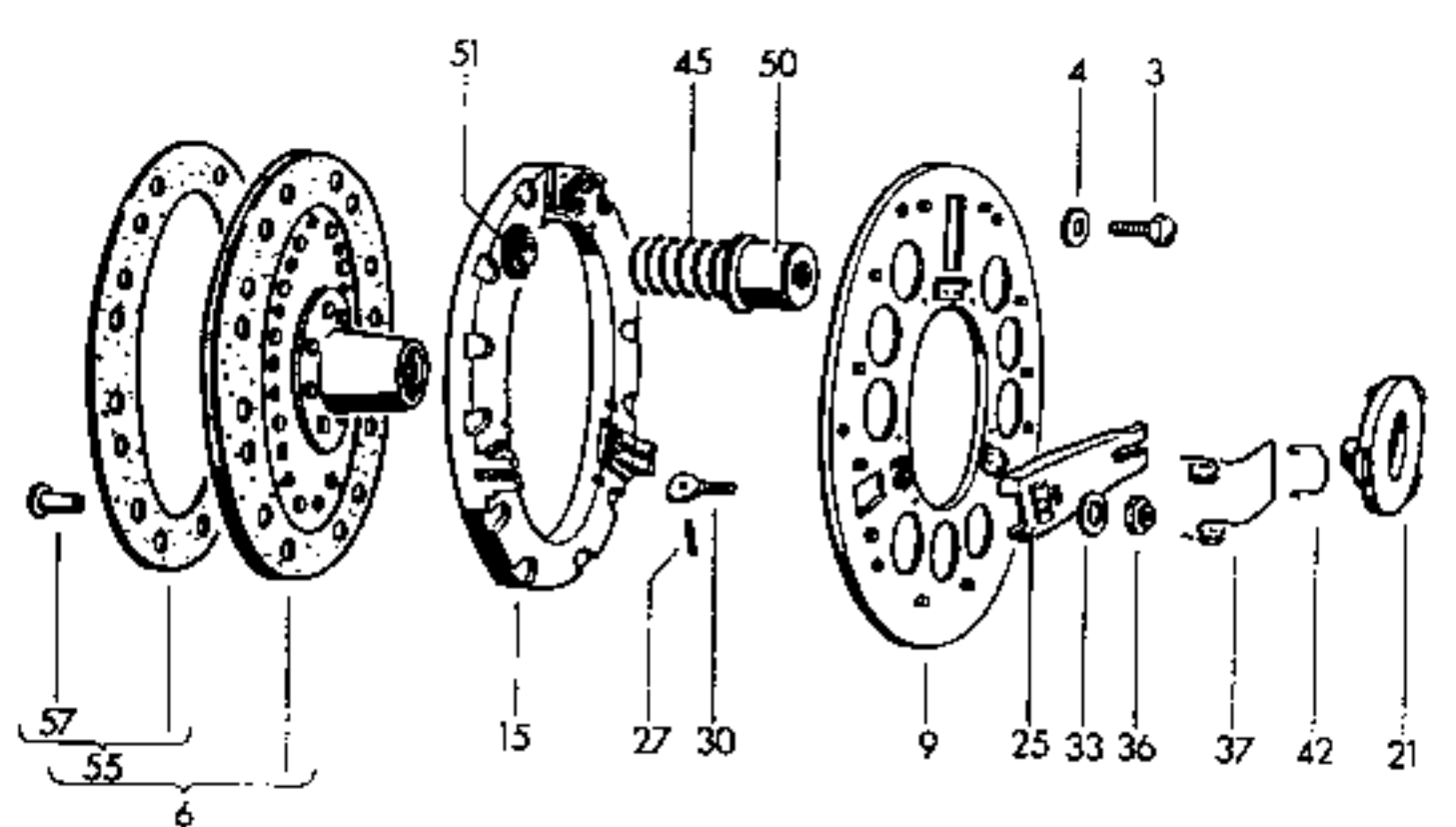
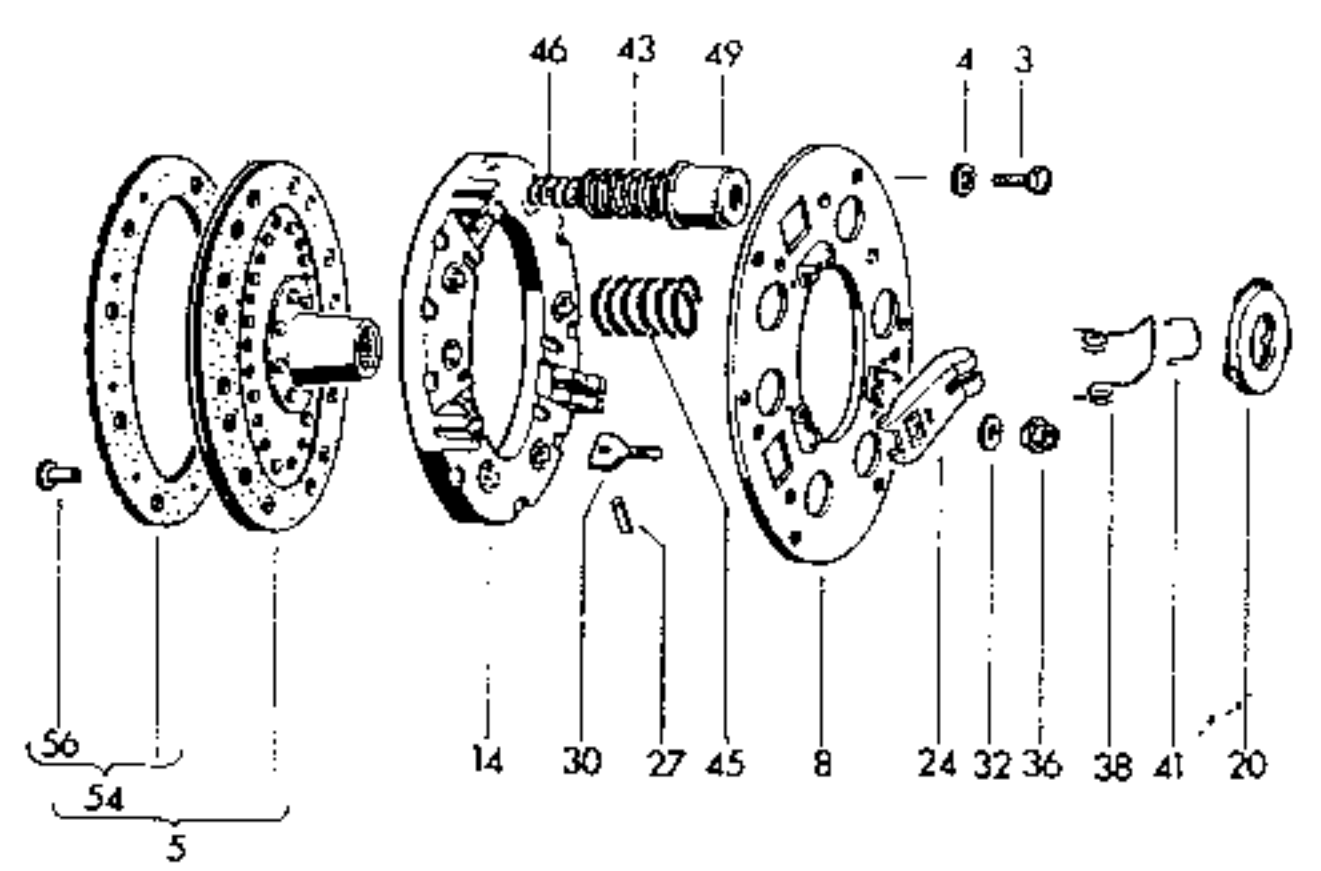
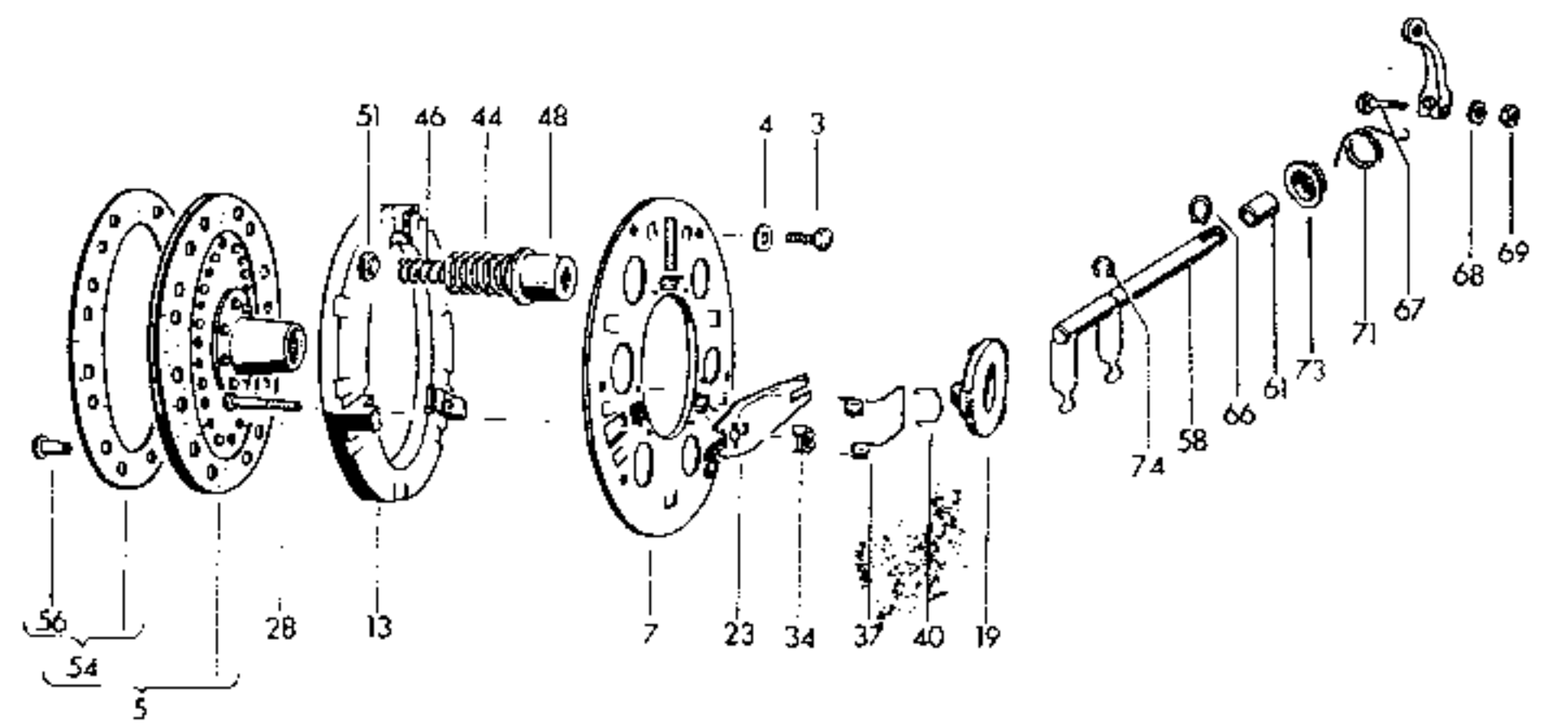
Intake manifold

Key No.	Part No.	Description	Quantity	Type and model
-	111 129 701 E	Manifold - Intake and pre-heating pipe up to Engine No. 3 399 999	1	30 bhp
111	113 129 701 D	Manifold - Intake and pre-heating pipe from Engine No. 3 400 000 (up to Engine No. 6 914 250 use 2 sealing washers 113 129 707)	1	30-, 34 bhp
-	211 129 701	Manifold - Intake and pre-heating pipe up to Engine No. 3 399 999	1	M 178: 30 bhp
-	211 129 701 B	Manifold - Intake and pre-heating pipe without speed limiter	1	42 bhp
-	211 129 701 C	Manifold - Intake and pre-heating pipe for speed limiter 211 129 551 A	1	M 178: 34 bhp
-	211 129 701 D	Manifold - Intake and pre-heating pipe for speed limiter 211 129 551 C/E	1	42 bhp
A 81	211 129 701 G	Manifold - Intake and pre-heating pipe for speed limiter 211 129 551 C/E	1	44 bhp
-	N 13 829 2	Sealing washer C 22×29	2	25 bhp
112	N 13 821 1	Sealing washer C 26×32 up to Engine No. 6 914 250	2 2	30 bhp 34 bhp
-	N 13 823 1	Sealing washer C 28×34 from Engine No. 6 914 251	2	34 bhp
-	113 129 707	Sealing washer 27×32×4.5 from Engine No. 3 400 000 up to 6 914 250	x	30-, 34 bhp
A 82	311 129 707	Sealing washer 32×38	2	42-, 44 bhp
113/A 83	N 10 215 4	Bolt, hex. head M 6×15	4	
114/A 84	N 12 226 2	Spring washer B 6	4	
115	111 129 751	Support - Intake manifold up to Engine No. 3 399 999	1	25-, 30 bhp
-	211 129 751	Support - Intake manifold up to Engine No. 3 399 999	1	M 178: 30 bhp

Key No.	Part No.	Description	Quantity	Type and model
A 85	113 129 881 A	Return spring – Accelerator cable from Engine No. H 0 085 360	1	44 bhp
A 86	113 129 885	Bracket – Return spring from Engine No. H 0 085 360	1	44 bhp
-	111 129 893	Conduit – Accelerator cable, rear up to Engine No. 3 399 999	1	25-, 30 bhp
116	211 129 893	Conduit – Accelerator cable, rear from Engine No. 3 400 000 up to 713 541	1	30-, 34-, 42 bhp
A 87	211 129 891	Conduit – Accelerator cable, rear from Engine No. 713 542 up to H 0 085 359	1	42-, 44 bhp
A 88	113 129 893 A	Conduit – Accelerator cable, rear from Engine No. H 0 085 360	1	44 bhp
-	113 129 895	Retainer – Conduit tube (part required only when replacing fan housing 113 119 025 D by 113 119 025 E) from Engine No. 8 785 398 from Engine No. 627 579	x x	34 bhp 42 bhp
-	111 129 901	Spring – Accelerator cable up to Engine No. 3 399 999	1	25-, 30 bhp
117/A 89	113 129 901	Spring – Accelerator cable from Engine No. 3 400 000 up to H 0 085 359	1	30-, 34-, 42-, 44 bhp
118/A 90	113 129 905	Tube – Accelerator cable spring up to Engine No. H 0 085 359	1	
119/A 91	113 129 909	Spring seat up to Engine No. H 0 085 359	1	
120/A 92	111 129 921	Swivel pin, rear – Accelerator cable up to Engine No. H 0 085 359	1	
121/A 93	N 10 205 2	Bolt, hex. head M 5×10	1	



Genuine VW Parts
rigidly factory inspected



Key No.	Part No.	Description	Quantity	Type and model
CLUTCH				
		25 bhp engine up to Engine No. 20 - 695 355		211-274
		30 bhp engine from Engine No. 20 - 695 356 up to 3 580 000		211-274
		34 bhp engine from Engine No. 5 000 001 up to 8 964 971		211-274
		42 bhp engine from Engine No. 143 543 up to 713 767		M 215: 211-216, 231-238, 261-264 M 216: 211-274
		from Engine No. 713 768 up to 1 100 000		211-274
		44 bhp engine from Engine No. H 0 000 001 up to H 0 761 325		211-274
1	211 141 025 B	Clutch cover and pressure plate 200	1	34-, 42-, 44 bhp from Engine No. 6 908 640
2	211 141 025 D	Clutch cover and pressure plate 180	1	25-, 30-, 34 bhp up to Engine No. 6 908 639
3	N 10 240 1	Bolt, hex. head M 8x20	6	
4	N 12 241 2	Spring washer B 8x15	6	
5	111 141 031 E	Clutch plate 180	1	25-, 30-, 34 bhp up to Engine No. 6 908 639
-	111 141 031 F	Clutch plate 180 (with torsion springs)	x	25-, 30-, 34 bhp up to Engine No. 6 908 639
6	311 141 031 D	Clutch plate 200 (with torsion springs)	1	34-, 42-, 44 bhp from Engine No. 6 908 640
-	211 141 101	Guide plate - Screw, cheese head	1	34-, 42-, 44 bhp for 211 141 025 C
-	211 141 103	Screw, cheese head for 211 141 025 C	1	34-, 42-, 44 bhp
7	111 141 111	Clutch cover for 211 141 025	1	25-, 30-, 34 bhp
8	111 141 111 C	Clutch cover for 211 141 025 D	1	25-, 30-, 34 bhp

MAIN GROUP

1

ENGINE

Clutch

Key No.	Part No.	Description	Quantity	Type and model
9	211 141 111	Clutch cover for 211 141 025 A	1	34-, 42-, 44 bhp
10	211 141 111 A	Clutch cover for 211 141 025 B	1	34-, 42-, 44 bhp
-	211 141 111 B	Clutch cover for 211 141 025 C	1	34-, 42-, 44 bhp
11	211 141 113 D	Pin - Clutch cover for 211 141 025 B	3	34-, 42-, 44 bhp
12	211 141 115 B	Bush - Pin for 211 141 025 B	6	34-, 42-, 44 bhp
13	111 141 117	Clutch pressure plate for 211 141 025	1	25-, 30-, 34 bhp
14	111 141 117 B	Clutch pressure plate for 211 141 025 D	1	25-, 30-, 34 bhp
15	211 141 117	Clutch pressure plate for 211 141 025 A	1	34-, 42-, 44 bhp
16	211 141 117 B	Clutch pressure plate for 211 141 025 B	1	34-, 42-, 44 bhp
-	211 141 117 C	Clutch pressure plate for 211 141 025 C	1	34-, 42-, 44 bhp
17	211 141 119 B	Washer - Bolt for 211 141 025 B	3	34-, 42-, 44 bhp
18	211 141 121	Concave washer - Bolt for 211 141 025 B	6	34-, 42-, 44 bhp
19	111 141 125 A	Clutch release ring for 211 141 025	1	25-, 30-, 34 bhp
20	111 141 125 C	Clutch release ring for 211 141 025/C	1	25-, 30-, 34 bhp
21	113 141 125	Clutch release ring for 211 141 025 A	1	34-, 42-, 44 bhp
22	211 141 125 B	Clutch release ring for 211 141 025 B	1	34-, 42-, 44 bhp
23	111 141 129	Clutch release lever for 211 141 025	3	25-, 30-, 34 bhp
24	111 141 129 B	Clutch release lever for 211 141 025 D	3	25-, 30-, 34 bhp
25	211 141 129	Clutch release lever for 211 141 025 A	3	34-, 42-, 44 bhp
26	211 141 129 A	Clutch release lever for 211 141 025 B	3	34-, 42-, 44 bhp
-	211 141 129 B	Clutch release lever for 211 141 025 C	3	34-, 42-, 44 bhp

MAIN GROUP

1

ENGINE

Clutch

Key No.	Part No.	Description	Quantity	Type and model
27	311 141 131	Pin - Bolt for 211 141 025 A/B/C/D	3	
28	111 141 133 B	Bolt - Clutch release lever for 211 141 025	3	25-, 30-, 34 bhp
29	211 141 133 A	Bolt for 211 141 025 B	3	34-, 42-, 44 bhp
30	311 141 133 A	Bolt for 211 141 025 A/C/D	3	
31	211 141 135	Thrust piece - Adjusting nut for 211 141 025 B	3	34-, 42-, 44 bhp
32	311 141 135	Thrust washer 16 mm dia. -	3	25-, 30-, 34 bhp
		Adjusting nut for 211 141 025 D		
33	311 141 135 A	Thrust washer 18 mm dia. -	3	34-, 42-, 44 bhp
		Adjusting nut for 211 141 025 A/C		
34	111 141 137 B	Nut - Clutch release lever bolt for 211 141 025 ...	3	25-, 30-, 34 bhp
35	211 141 137	Adjusting nut - Bolt for 211 141 025 B	3	34-, 42-, 44 bhp
36	311 141 137	Adjusting nut for 211 141 025 A/C/D	3	
37	111 141 141	Return spring for 211 141 025/A	3	
38	111 141 141 B	Return spring for 211 141 025 C/D	3	
39	211 141 141 B	Return spring for 211 141 025 B	3	34-, 42-, 44 bhp
-	111 141 145	Spring - Clutch release ring for 111 141 125	3	25-, 30-, 34 bhp
40	111 141 145 A	Spring - Clutch release ring for 211 141 025	3	25-, 30-, 34 bhp
41	111 141 145 B	Spring - Clutch release ring for 211 141 025 D ...	3	25-, 30-, 34 bhp
42	211 141 145 A	Spring - Clutch release ring for 211 141 025 A/C	3	34-, 42-, 44 bhp
43	111 141 151 H	Thrust spring, outer - Clutch (marked light blue) ..	3	25-, 30-, 34 bhp
		for 211 141 025 D		
44	211 141 151	Thrust spring, outer - Clutch for 211 141 025	6	25-, 30-, 34 bhp
45	311 141 151	Thrust spring, outer - Clutch (marked white)	9	34-, 42-, 44 bhp
		for 211 141 025 A		
		for 211 141 025 D	3	25-, 30-, 34 bhp

MAIN GROUP

1

ENGINE

Clutch

Key No.	Part No.	Description	Quantity	Type and model
46	211 141 155	Thrust spring, inner – Clutch for 211 141 025/D ...	6	25-, 30-, 34 bhp
47	211 141 157	Concave washer for 211 141 025 B	1	34-, 42-, 44 bhp
-	211 141 157 A	Concave washer for 211 141 025 C	1	34-, 42-, 44 bhp
48	111 141 161 A	Cap – Clutch thrust spring for 211 141 025	6	25-, 30-, 34 bhp
49	111 141 161 C	Cap – Clutch thrust spring for 211 141 025 D	6	25-, 30-, 34 bhp
50	211 141 161	Cap – Clutch thrust spring for 211 141 025 A	9	34-, 42-, 44 bhp
51	111 141 163	Seat – Clutch thrust spring for 211 141 025	6	25-, 30-, 34 bhp
		for 211 141 025	9	34-, 42-, 44 bhp
		for 211 141 025 A		
52	111 141 167 C	Bearing – Clutch release	1	
53	111 141 177 A	Retaining spring – Clutch release bearing	2	
-	111 198 651	1 set of linings – Clutch plate 111 141 031/A	1	25-, 30-, 34 bhp
54	111 198 651 A	1 set of linings –	1	25-, 30-, 34 bhp
		Clutch plate 111 141 031 B/C/E		
55	311 198 653 A	1 set of linings –	1	34-, 42-, 44 bhp
		Clutch plate 211 141 031/A/311 141 031 B/D		
56	311 141 195	Tubular rivet – Clutch plate lining for clutch plate with single lining springs	16	
57	311 141 195 A	Tubular rivet – Clutch plate lining for clutch plate with double lining springs	16	
58	111 141 701 B	Operating shaft	1	25-, 30 bhp
		up to Chassis No. 469 505		
59	113 141 701 C	Operating shaft	1	30-, 34-, 42-, 44 bhp
		from Chassis No. 469 506		
60	113 141 707	Bush left – Operating shaft	1	44 bhp
61	111 141 711	Bush – Operating shaft	2	25-, 30 bhp
		up to Chassis No. 469 505		

MAIN GROUP

1

ENGINE

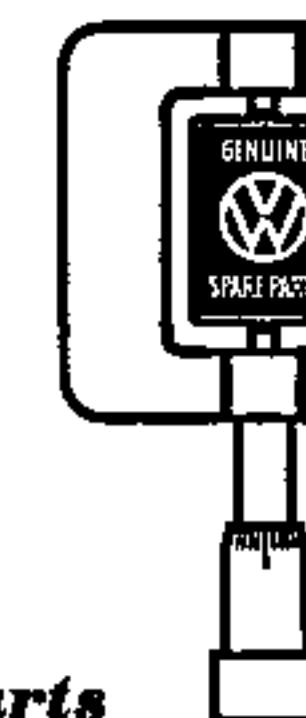
Clutch

Key No.	Part No.	Description	Quantity	Type and model
62	113 141 711	Bush right – Operating shaft	1	30-, 34-, 42-, 44 bhp
		from Chassis No. 469 506		
-	113 141 713	Bush left – Operating shaft	1	30-, 34-, 42 bhp
		from Chassis No. 469 506		
63	113 311 141	Lock screw	1	30-, 34-, 42-, 44 bhp
		from Chassis No. 469 506		
64	113 141 717	Washer 16.1×22.5 – Operating shaft	1	30-, 34-, 42-, 44 bhp
		from Chassis No. 469 506		
-	111 141 719 B	Clutch operating lever	1	25-, 30-, 34 bhp
		up to Chassis No. 215 035 227	1	42 bhp
		up to Chassis No. 215 134 862		
65	131 141 719	Clutch operating lever	1	34 bhp
		from Chassis No. 215 035 228	1	42-, 44 bhp
		from Chassis No. 215 134 863		
66	N 12 416 1	Lock ring 16×1 DIN 471	2	30-, 34-, 42-, 44 bhp
		from Chassis No. 469 506		
67	N 10 247 3	Bolt, hex. head M 8×35 DIN 933 galvanized	1	25-, 30 bhp
		up to Chassis No. 469 505		
68	N 12 228 2	Spring washer B 8 DIN 137 galvanized	1	25-, 30 bhp
		up to Chassis No. 469 505		
69	N 11 008 3	Nut, hex. M 8 DIN 934 galvanized	1	25-, 30 bhp
		up to Chassis No. 469 505		
70	113 141 721	Rubber bush – Operating shaft	2	44 bhp
71	111 141 723 A	Return spring – Clutch operating lever	1	25-, 30 bhp
		up to Chassis No. 469 505		
72	113 141 723	Return spring – Clutch operating lever	1	30-, 34-, 42-, 44 bhp
		from Chassis No. 469 506		
73	111 141 727	Seat – Return spring	1	
74	111 141 731	Lock ring H 16×1	1	25-, 30 bhp
		up to Chassis No. 469 505		

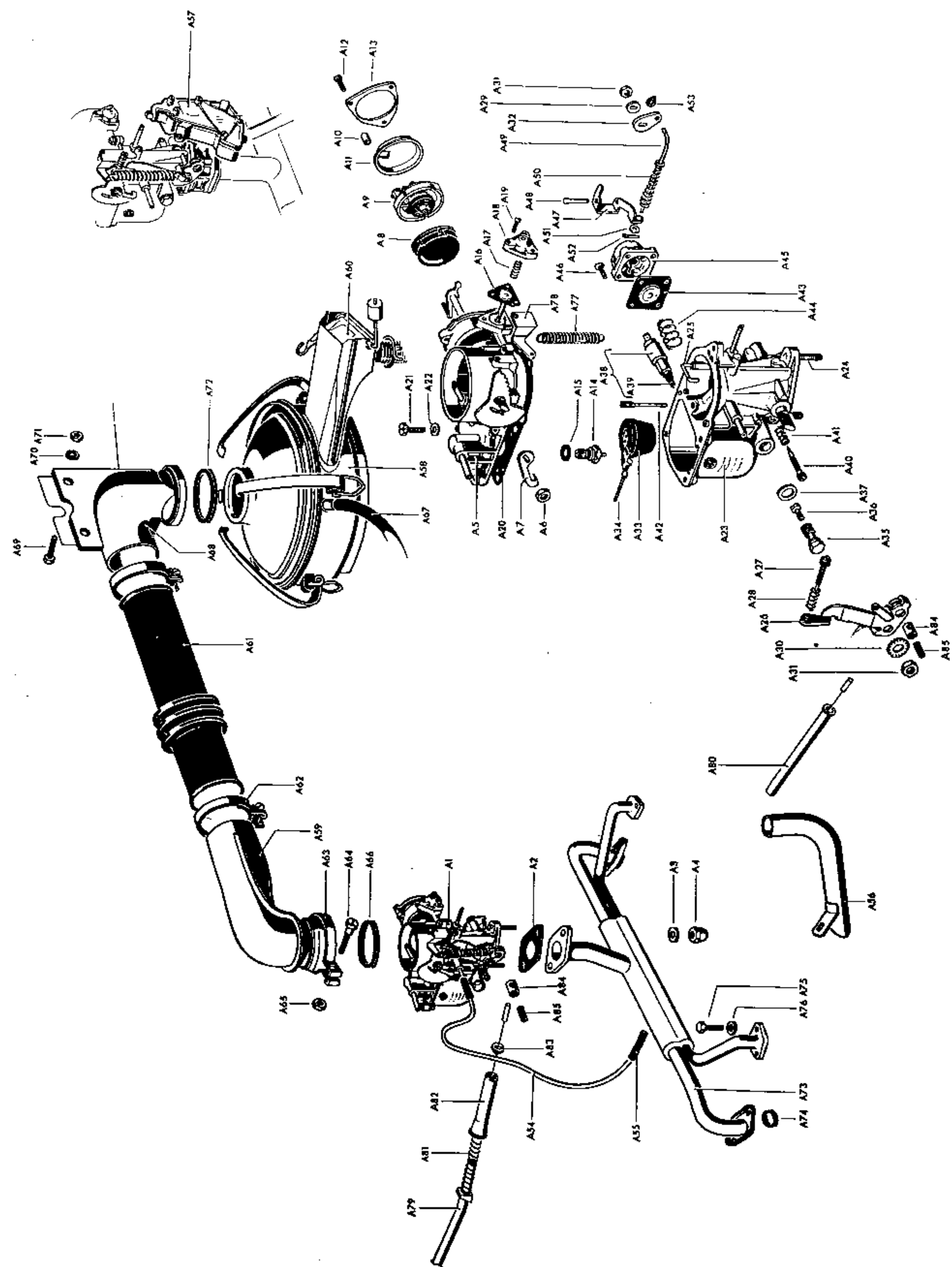
Part No.	Description	Quantity
REPAIR KITS		
111 198 001	1 set of engine gaskets up to Engine No. 20 - 695 355 comprising:	
111 101 127	Sealing washer - Studs	6
111 101 341	Gasket between crankcase and cylinder	4
111 101 343	Gasket between cylinder and cylinder head	4
111 101 465	Gasket - Cylinder head nut	8
111 101 483 A	Gasket - Cylinder head cover	2
111 105 279 A	Gasket - Flywheel	1
111 109 345	Gasket - Push rod tube	16
111 115 111 A	Gasket - Oil pump body	1
111 115 131 A	Gasket - Oil pump cover	1
111 115 189	Gasket - Oil strainer cover	2
111 127 311	Gasket - Fuel pump	2
111 251 261 B	Gasket - Exhaust pipe flange	4
111 251 263 A	Gasket - Pre-heating pipe	2
111 905 261	Sealing ring - Distributor	1
N 13 820 1	Gasket C 16×20 - Plug	1
N 13 829 1	Gasket C 22×29 - Manifold	2
N 13 830 1	Gasket A 8×14 - Studs	2
111 198 003	1 set of engine gaskets from Engine No. 20 - 695 356 up to 3 399 999 comprising:	
111 101 127	Sealing washer - Studs	6
111 101 341 A	Gasket between crankcase and cylinder	4
111 101 343 A	Gasket between cylinder and cylinder head	4
111 101 483 A	Gasket - Cylinder head cover	2
111 105 279 A	Gasket - Flywheel	1
111 109 345	Gasket - Push rod tube	16

Part No.	Description	Quantity
111 115 111 A	Gasket – Oil pump body	2
111 115 131 A	Gasket – Oil pump cover	1
111 115 189	Gasket – Oil strainer cover	2
111 127 311	Gasket – Fuel pump	2
111 251 261 B	Gasket – Exhaust pipe flange	4
111 251 263 A	Gasket – Pre-heating pipe	2
111 905 261	Sealing ring – Distributor	1
N 13 815 1	Gasket C 14×18 – Plug	1
N 13 815 2	Gasket C 14×20 – Plug	1
N 13 821 1	Sealing washer C 26×32 – Manifold	2
N 13 830 1	Sealing washer A 8×14 – Studs	2
211 198 003	1 set of engine gaskets from Engine No. 3 400 000 up to 3 580 000 comprising:	
113 101 219	Gasket for generator support	1
113 101 341	Gasket between crankcase and cylinders	4
113 101 343	Gasket between cylinder and cylinder head	4
113 101 481	Gasket – Cylinder head cover	2
113 105 279	Gasket – Flywheel	1
113 109 345 A	Gasket – Push rod tube	16
111 115 111	Gasket – Oil pump body	1
111 115 131 A	Gasket – Oil pump cover	1
113 115 189	Gasket – Oil strainer cover	2
	Gasket for blind flange in cylinder head	2
113 127 311	Gasket – Fuel pump	2
111 251 221	Seal – Exhaust pipe	2
111 251 261 B	Gasket – Exhaust pipe flange	4

Printed in Germany 735 218 20



Genuine VW Parts
rigidly factory inspected



Part No.	Description	Quantity
113 251 263	Gasket - Pre-heating pipe	2
111 905 261	Sealing ring - Distributor	1
N 13 776 1	Gasket 30 - Carburetor flange	1
N 13 815 2	Gasket C 14X20 - Plug	1
N 13 817 1	Gasket C 18X22 - Plug	1
N 13 821 1	Sealing washer C 26X32 - Manifold	2
N 13 830 1	Sealing washer A 8X14 - Studs	2
111 198 005	1 set of engine gaskets from Engine No. 5 000 001 up to 8 964 971 (use 4 pieces 113 109 449 up to Engine No. 5 979 933) comprising:	
113 101 219	Gasket for generator support	1
113 101 341	Gasket between crankcase and cylinders	4
113 101 343 A	Gasket between cylinder and cylinder head	4
113 101 483	Gasket - Cylinder head cover	2
113 105 279	Gasket (paper) - Flywheel	1
113 105 279 A	Gasket (metal) - Flywheel	1
113 109 345 A	Gasket - Push rod tube	16
113 109 449 A	Gasket - Stud 113 101 397 A/B/399 A	4
113 109 449 B	Gasket - Stud 113 101 399 B	4
111 115 111 A	Gasket - Oil pump body	2
111 115 131 A	Gasket - Oil pump cover	1
113 115 189	Gasket - Oil strainer cover	2
113 127 311	Gasket - Intermediate flange	1
113 127 313	Gasket - Fuel pump	1
111 251 261 B	Gasket - Exhaust pipe flange	4
113 251 263	Gasket right - Pre-heating pipe	1
113 251 265	Gasket left - Pre-heating pipe	1

Part No.	Description	Quantity
111 905 261	Sealing ring – Distributor	1
N 13 804 2	Sealing washer A 6×10 – Oil strainer cover	6
N 13 821 1	Sealing washer C 26×32 – Manifold	2
N 13 815 2	Gasket C 14×20 – Plug	1
N 13 817 1	Gasket C 18×22 – Plug	1
N 13 823 1	Sealing washer C 28×34 – Manifold	2
N 13 830 1	Sealing washer A 8×14 – Studs	2
111 198 007	1 set of engine gaskets (Engine – 1.5 Liter) comprising:	
113 101 219	Gasket – Generator support	1
311 101 341	Gasket between crankcase and cylinders	4
113 101 483	Gasket – Cylinder head cover	2
311 105 267 A	Gasket – Crankshaft pulley	1
113 105 279 A	Gasket – Flywheel	1
113 109 345 A	Gasket – Push rod tube	16
113 109 449 A	Gasket – Stud up to Engine No. 710 799	4
113 109 449 B	Gasket – Stud from Engine No. 710 800	4
111 115 111 A	Gasket – Oil pump body	2
111 115 131 A	Gasket – Oil pump cover	1
113 115 189 A	Gasket – Oil strainer cover	2
311 115 315 A	Gasket – Oil filler	1
113 119 597	Half-round gasket, rear	2
113 119 599	Half-round gasket, front	2
113 127 311	Gasket – Intermediate flange	1
113 127 313	Gasket – Fuel pump	1
311 129 707	Gasket 32×28 – Intake manifold	2
111 251 261 B	Gasket – Exhaust pipe flange	4
113 251 263	Gasket – Pre-heating pipe	2
111 905 261	Sealing ring – Distributor	1
N 13 804 2	Sealing ring 6×10 – Oil strainer cover	6
N 13 815 2	Gasket C 14×20 – Plug	1
N 13 817 1	Gasket C 18×22 – Oil pressure relief valve	1
N 13 823 1	Gasket C 28×34 – Intake manifold	2
N 13 830 1	Sealing washer A 8×14 – Studs	2

Part No.	Description	Quantity
113 198 031	1 set of gaskets – Oil strainer cover from Engine No. 3 400 000 comprising:	
113 115 189 A	Gasket	2
N 13 815 2	Seal C 14×20 DIN 7603	1
N 13 804 2	Seal A 6×10 DIN 7603	6
111 198 051	1 cylinder 75 mm dia., with piston, rings and piston pin up to Engine No. 20 – 695 355 comprising:	
111 101 301	Cylinder	1
111 107 101 C	Piston	1
111 107 301	Ring – Piston (upper)	1
111 107 311	Ring – Piston (lower)	1
111 107 321	Scraper ring	1
111 107 411	Piston pin	1
N 12 275 1	Lockring A 20 – Piston pin	2
111 198 057	1 cylinder 77 mm dia., with piston, rings and piston pin from Engine No. 20 – 695 356 up to 3 399 999 comprising:	
111 101 311	Cylinder	1
111 107 111 C	Piston	1
111 107 351 A	Ring – Piston (upper)	2
113 107 371	Scraper ring	1
111 107 411	Piston pin	1
N 12 275 1	Lockring A 20 – Piston pin	2
111 198 057 A	1 cylinder 77 mm dia., with piston, rings and piston pin from Engine No. 5 000 001 up to 8 964 971 comprising:	
113 101 311 C	Cylinder	1
113 107 111P/R	Piston	1
111 107 351 A	Ring – Piston	2
113 107 371	Scraper ring	1
111 107 411	Piston pin	1
N 12 275 1	Lockring A 20 – Piston pin	2

Part No.	Description	Quantity
211 198 057	1 cylinder 77 mm dia., with piston, rings and piston pin from Engine No. 3 400 000 up to 3 580 000 comprising:	
113 101 311	Cylinder	1
113 107 111 C	Piston	1
111 107 351 A	Ring – Piston	2
113 107 371	Scraper ring	1
111 107 411	Piston pin	1
N 12 275 1	Lockring A 20 – Piston pin	2
311 198 063 H	1 cylinder 83 mm dia., with piston, rings and piston pin up to Engine No. H 0 703 230 comprising:	
311 101 301 D	Cylinder	1
311 107 101 AA	Piston	1
311 107 301 C	Ring – Piston (upper)	1
311 107 311	Ring – Piston (lower)	1
311 107 371	Coil spring scraper ring	1
311 107 411	Piston pin	1
N 12 276 1	Lockring A 22 – Piston pin	2
311 198 063 J	1 cylinder 83 mm dia., with piston, rings and piston pin from Engine No. H 0 703 231 comprising:	
311 101 301 D	Cylinder	1
311 107 101 AA	Piston	1
311 107 301 C	Ring – Piston (upper)	1
311 107 361 A	Ring – Piston (lower), (stepped)	1
311 107 371	Coil spring scraper ring	1
311 107 411	Piston pin	1
N 12 276 1	Lockring A 22 – Piston pin	2

Part No.	Description	Quantity
311 198 063 K	1 cylinder 83 mm dia., with recessed piston, rings and piston pin (M 240) up to Engine No. H 0 703 230 comprising:	
311 101 301 D	Cylinder	1
311 107 101 ^f AD	Piston	1
311 107 301 C	Ring – Piston (upper)	1
311 107 311	Ring – Piston (lower)	1
311 107 371	Coil spring scraper ring	1
311 107 411	Piston pin	1
N 12 276 1	Lockring A 22 – Piston pin	2
311 198 063 L	1 cylinder 83 mm dia., with recessed piston, rings and piston pin (M 240) from Engine No. H 0 703 231 comprising:	
311 101 301 D	Cylinder	1
311 107 101 AD	Recessed piston	1
311 107 301 C	Ring – Piston (upper)	1
311 107 361 A	Ring – Piston (lower)	1
311 107 371	Coil spring scraper ring	1
311 107 411	Piston pin	1
N 12 276 1	Lockring A 22 – Piston pin	2
315 198 163 A	1 set of piston rings 83 mm dia. (standard size) from Engine No. H 0 703 231 comprising:	
311 107 301 C	Ring – Piston (upper)	4
311 107 361 A	Ring – Piston (lower), (stepped)	4
311 107 371	Coil spring scraper ring	4



Part No.	Description	Quantity
315 198 165 A	1 set of piston rings 83.5 mm dia. [oversize] from Engine No. H 0 703 231 comprising:	
311 107 305 C	Ring – Piston (upper)	4
311 107 365 A	Ring – Piston (lower), (stepped)	4
311 107 375	Coil spring scraper ring	4
315 198 167 A	1 set of piston rings 84 mm dia. (oversize) from Engine No. H 0 703 231 comprising:	
311 107 309 C	Ring – Piston (upper)	4
311 107 369 A	Ring – Piston (lower), (stepped)	4
311 107 379	Coil spring scraper ring	4
111 198 251	1 set of piston rings 75 mm dia. (stepped) [standard size] (for engines with excessive oil consumption) comprising:	
111 107 301	Ring – Piston (upper)	4
111 107 311 A	Ring – Piston (lower), (stepped)	4
111 107 321	Scraper ring	4
111 198 253	1 set of piston rings 75.5 mm dia. (stepped) [oversize] (for engines with excessive oil consumption) comprising:	
111 107 305	Ring – Piston (upper)	4
111 107 315 A	Ring – Piston (lower), (stepped)	4
111 107 325	Scraper ring	4
111 198 255	1 set of piston rings 76 mm dia. (stepped) [oversize] (for engines with excessive oil consumption) comprising:	
111 107 309	Ring – Piston (upper)	4
111 107 319 A	Ring – Piston (lower), (stepped)	4
111 107 329	Scraper ring	9



Key No.	Part No.	Description	Quantity	Type and model
A 47	113 129 475 B	Lever – Pump	1	
		(Carburetor 30 PICT-1)		
57/A48	*113 129 479	Pin – Pump lever	1	
–	*113 129 481 A	Throttle connector rod with spring and cotter pin (Carburetor 28 PICT)	1	
58	211 129 481	Throttle connector rod	1	
		(Carburetor 28 PICT-1)		
A 49	113 129 481 D	Throttle connector rod	1	
		(Carburetor 30 PICT-1)		
59	*111 129 485	Spring – Connector rod	1	
		(Carburetor 28 PICT-1)		
A 50	113 129 485 A	Spring – Connector rod	1	
		(Carburetor 30 PICT-1)		
60/A51	*111 129 147	Washer 4.2	2	
61/A52	N 12 507 1	Cotter pin 1.5×15 DIN 94	2	
A 53	341 129 489	Lock ring – Connector rod 113 129 481 D	2	
62/A54	211 129 493	Vacuum line – Carburetor to distributor	1	
63/A55	113 129 497	Connecting hose – Vacuum line	1	
–	*113 129 501	Corrector 122.5 – High altitudes	×	Engine – 1.2 Liter
–	113 129 501 A	Corrector 130 – High altitudes	×	M 155
–	211 129 501	Corrector 115 – High altitudes	×	Engine – 1.5 Liter
64	*113 129 511 A	Adapter pipe up to Engine No. 1 100 000	1	
A 56	211129 511	Adapter pipe	1	
		from Engine No. H 0 000 001 up to H 0 150 202		
65	211 129 551 A	Speed limiter	×	M 178/Engine – 1.2 Liter
A 57	211 129 551 C	Speed limiter	1	Engine – 1.5 Liter
–	N 13 807 1	Sealing washer A 8×11.5 DIN 7603	2	
–	N 11 122 2	Cap nut M 8 DIN 1587 m galvanized	2	



Key No.	Part No.	Description	Quantity	Type and model
INTAKE MANIFOLD				
-	*261 129 611 D	Air cleaner (suspended) up to Engine No. 5 870 190	1	Engine - 1.2 Liter
-	211 129 611 B	Air cleaner (larger oil capacity)	1	M 156/Engine - 1.5 Liter
66	*261 129 613 D	Air cleaner (suspended) from Engine No. 5 870 191 up to 8 964 971	1	Engine - 1.2 Liter
67/A58	211 129 613 B	Air cleaner	1	Engine - 1.5 Liter
-	211 129 615 A	Elbow - Speed limiter up to Chassis No. 1 197 005	1	Engine - 1.5 Liter
68/A59	211 129 615 C	Elbow - Carburetor from Chassis No. 1 199 841 from Chassis No. 1 197 006	1 1	Engine - 1.2 Liter Engine - 1.5 Liter
-	*113 129 617	Flap valve - Air cleaners 261 129 611 C/261 129 613	1	
69	*113 129 617 A	Flap valve - Air cleaners 261 129 611 D/613 A/D	1	
70/A60	211 129 617	Flap valve - Air cleaners 211 129 613/B	1	Engine - 1.5 Liter
71/A61	211 129 627	Connection hose	1	
72/A62	311 255 351	Clip - Connection hose	2	
73	*211 129 629 A	Elbow up to Chassis No. 1 199 840	1	Engine - 1.2 Liter
-	211 129 631 E	Elbow up to Chassis No. 1 197 005	1	Engine - 1.5 Liter
74/A63	*261 129 641 A	Clip - Elbow to carburetor	1	
75/A64	111 129 635	Bolt - Clip	1	
76/A65	N 11 006 2	Nut, hex. M 6 DIN 934 galvanized	1	
77/A66	211 129 643	Gasket - Elbow from Chassis No. 216 100 001	1	
-	*261 129 643	Gasket - Elbow up to Chassis No. 216 100 000	1	



Key No.	Part No.	Description	Quantity	Type and model
78/A67	*211 129 653 A	Connecting tube for oil breather from Engine No. 5 870 191	1	
79/A68	211 129 655 C	Elbow - Air cleaner M 215, M 216 and from Chassis No. 1 199 841	1	
80/A69	N 10 238 1	Bolt, hex. head M 8×15 DIN 933	2	
81/A70	N 12 229 1	Spring washer A 8 DIN 137 galvanized	2	
82/A71	N 11 008 3	Nut, hex. M 8 DIN 934 galvanized	2	
83/A72	*261 129 683	Gasket - Air cleaner	1	
84	*261 129 687	Bracket - Air cleaner up to Chassis No. 1 199 840	1	
-	*261 129 689	Support - Air cleaner up to Engine No. 6 914 250	1	
85	*211 129 689	Support - Air cleaner from Engine No. 6 914 251 up to 1 199 840	1	
86	N 10 215 4	Bolt, hex. head M 6×15 DIN 933 galvanized	2	
87	N 12 006 2	Lock washer B 6 DIN 127 galvanized	2	
88	N 10 238 3	Bolt, hex. head M 8×15 DIN 933 galvanized	1	
89	N 12 228 2	Spring washer B 8 DIN 137 galvanized	1	
90	N 11 008 3	Nut, hex. M 8 DIN 934 galvanized	1	
-	*113 129 701 D	Manifold - Intake and pre-heating pipe (see Workshop Bulletin M-59)	1	Engine - 1.2 Liter
-	*113 129 707	Sealing washer - Manifold 113 129 701 D	2	
-	211 129 701 B	Manifold - Intake and pre-heating pipe up to Engine No. 1 100 000	1	Engine - 1.5 Liter
-	211 129 701 C	Manifold - Intake and pre-heating pipe (Speed limiter 211 129 551 A)	x	Engine - 1.2 Liter



Key No.	Part No.	Description	Quantity	Type and model
91	211 129 701 D	Manifold – Intake and pre-heating pipe (Speed limiter 211 129 551 C) up to Engine No. 1 100 000	x	Engine – 1.5 Liter
-	N 13 821 1	Sealing washer C 26×32 DIN 7603 up to Engine No. 6 914 250	2	Engine – 1.2 Liter
-	N 13 823 1	Sealing washer C 28×34 DIN 7603 from Engine No. 6 914 251 up to 8 964 971	2	Engine – 1.2 Liter
A 73	211 129 701 F	Manifold – Intake and pre-heating pipe from Engine No. H 0 000 001	1	Engine – 1.5 Liter
92/A74	311 129 707	Sealing washer 32×38 – Manifold	2	Engine – 1.5 Liter
93/A75	N 10 215 4	Bolt, hex. head M 6×15 DIN 933 galvanized	4	
94/A76	N 12 226 2	Spring washer B 6 DIN 137 galvanized	4	
A 77	113 129 881	Return spring – Accelerator cable (Carburetors 211 129 023 R/027 K)	1	
A 78	113 129 885	Bracket – Return spring (Carburetors 211 129 023 R/027 K)	1	
-	211 129 893	Conduit – Accelerator cable, rear from Engine No. 3 400 000 up to 8 964 971 up to Engine No. 713 541	1	Engine – 1.2 Liter Engine – 1.5 Liter
95/A79	211 129 891	Conduit – Accelerator cable, rear from Engine No. 713 542 up to H 0 085 359	1	
A 80	113 129 893 A	Conduit – Accelerator cable, rear from Engine No. H 0 085 360	1	
-	113 129 895	Retainer – Conduit tube (part required only when replacing fan housing 113 119 025 D by 113 119 025 E)	x	
96/A81	113 129 901	Spring – Accelerator cable from Engine No. 3 400 000 up to H 0 085 359	1	
97/A82	113 129 905	Tube – Accelerator cable spring up to Engine No. H 0 085 359	1	
98/A83	113 129 909	Spring seat up to Engine No. H 0 085 359	1	
99/A84	111 129 921	Swivel pin, rear – Accelerator cable	1	
100/A85	N 13 105 1	Grub screw M 5×5 DIN 551	1	



Part No.	Description	Quantity
111 198 257 A	1 set of piston rings 77 mm dia. with coil spring scraper rings (oversize) (for engines with excessive oil consumption) comprising:	
111 107 351 A	Ring – Piston	8
113 107 371	Scraper ring with coil spring	4
111 198 259 A	1 set of piston rings 77.5 mm dia. with coil spring scraper rings (oversize) (for engines with excessive oil consumption) comprising:	
111 107 355 C	Ring – Piston	8
113 107 375	Scraper ring with coil spring	4
111 198 261 A	1 set of piston rings 78 mm dia. with coil spring scraper rings (oversize) (for engines with excessive oil consumption) comprising:	
113 107 359 C	Ring – Piston	8
111 107 379	Scraper ring with coil spring	4
311 198 263 A	1 set of piston rings 83 mm dia., with coil spring scraper rings (standard size) (for engines with excessive oil consumption) Engine – 1.5 Liter up to Engine No. 1 100 000 comprising:	
341 107 301	Ring – Piston	8
311 107 371	Coil spring scraper ring	4
315 198 263	1 set of piston rings 83 mm dia., with coil spring scraper rings (standard size) (for engines with excessive oil consumption) from Engine No. H 0 000 001 up to H 0 703 230 comprising:	
311 107 301 C	Ring – Piston (upper)	4
311 107 311	Ring – Piston (lower)	4
311 107 371	Coil spring scraper ring	4

MAIN GROUP

1

Repair kits

Part No.	Description	Quantity
311 198 265 A	1 set of piston rings 83.5 mm dia., with coil spring scraper rings (oversize) Engine – 1.5 Liter (for engines with excessive oil consumption) up to Engine No. 1 100 000 comprising:	
341 107 305	Ring – Piston	8
311 107 375	Coil spring scraper ring	4
315 198 265	1 set of piston rings 83.5 mm dia., with coil spring scraper rings (oversize) (for engines with excessive oil consumption) from Engine No. H 0 000 001 up to H 0 703 230 comprising:	
311 107 305 C	Ring – Piston (upper)	4
311 107 315	Ring – Piston (lower)	4
311 107 375	Coil spring scraper ring	4
311 198 267 A	1 set of piston rings 84 mm dia., with coil spring scraper rings (oversize) (for engines with excessive oil consumption) up to Engine No. 1 100 000 comprising:	
341 107 309	Ring – Piston	8
311 107 379	Coil spring scraper ring	4
315 198 267	1 set of piston rings 84 mm dia., with coil spring scraper rings (oversize) (for engines with excessive oil consumption) from Engine No. H 0 000 001 up to H 0 703 230 comprising:	
311 107 309 C	Ring – Piston (upper)	4
311 107 319	Ring – Piston (lower)	4
311 107 379	Coil spring scraper ring	4
111 198 451	1 set of crankshaft bearings (standard size) up to Engine No. 3 399 999 comprising:	
111 105 501 A	Bearing No. 1 – Crankshaft	1
111 105 531 A	Bearing shell No. 2 – Crankshaft	2
111 105 561	Bearing No. 3 – Crankshaft	1
111 105 591	Bearing No. 4 – Crankshaft	1

MAIN GROUP

1

Repair kits

Part No.	Description	Quantity
111 198 453	1 set of crankshaft bearings, 0.25 mm u.s. up to Engine No. 3 399 999 comprising:	
111 105 507 A	Bearing No. 1 – Crankshaft	1
111 105 537 A	Bearing shell No. 2 – Crankshaft	2
111 105 567	Bearing No. 3 – Crankshaft	1
111 105 597	Bearing No. 4 – Crankshaft	1
111 198 455	1 set of crankshaft bearings, 0.50 mm u.s. up to Engine No. 3 399 999 comprising:	
111 105 513 A	Bearing No. 1 – Crankshaft	1
111 105 543 A	Bearing shell No. 2 – Crankshaft	2
111 105 573	Bearing No. 3 – Crankshaft	1
111 105 603	Bearing No. 4 – Crankshaft	1
111 198 457	1 set of crankshaft bearings, 0.75 mm u.s. up to Engine No. 3 399 999 comprising:	
111 105 519 A	Bearing No. 1 – Crankshaft	1
111 105 549 A	Bearing shell No. 2 – Crankshaft	2
111 105 579	Bearing No. 3 – Crankshaft	1
111 105 609	Bearing No. 4 – Crankshaft	1
111 198 461	1 set of crankshaft bearings (standard size), 65 mm outer dia. from Engine No. 3 520 333 comprising:	
113 105 501 B	Bearing No. 1 – Crankshaft	1
131 105 531	Bearing shell No. 2 – Crankshaft	2
113 105 561	Bearing No. 3 – Crankshaft	1
021 105 591	Bearing No. 4 – Crankshaft	1

MAIN GROUP



Repair kits

Part No.	Description	Quantity
111 198 463	1 set of crankshaft bearings, 0.25 mm u.s. from Engine No. 3 520 333	
	comprising:	
113 105 507 A	Bearing No. 1 – Crankshaft	1
131 105 537	Bearing shell No. 2 – Crankshaft	2
113 105 567	Bearing No. 3 – Crankshaft	1
021 105 597	Bearing No. 4 – Crankshaft	1
111 198 465	1 set of crankshaft bearings, 0.50 mm u.s. from Engine No. 3 520 333	
	comprising:	
113 105 513 A	Bearing No. 1 – Crankshaft	1
131 105 543	Bearing shell No. 2 – Crankshaft	2
113 105 573	Bearing No. 3 – Crankshaft	1
021 105 603	Bearing No. 4 – Crankshaft	1
111 198 467	1 set of crankshaft bearings, 0.75 mm u.s. from Engine No. 3 520 333	
	comprising:	
113 105 519 A	Bearing No. 1 – Crankshaft	1
131 105 549	Bearing shell No. 2 – Crankshaft	2
113 105 579	Bearing No. 3 – Crankshaft	1
021 105 609	Bearing No. 4 – Crankshaft	1
111 198 469	1 set of crankshaft bearings, 1.0 mm u.s. from Engine No. 3 520 333	
	comprising:	
113 105 525 A	Bearing No. 1 – Crankshaft	1
131 105 555	Bearing shell No. 2 – Crankshaft	2
113 105 585	Bearing No. 3 – Crankshaft	1
113 105 615	Bearing No. 4 – Crankshaft	1

MAIN GROUP



ENGINE

Clutch 180
up to Engine No. 6 908 639

Key No.	Part No.	Description	Quantity	Type and model
30	111 141 177 A	Retaining spring – Clutch release bearing 111 141 167 A	2	
–	111 198 651	1 set of linings – Clutch plates 111 141 031/A	1	
31	111 198 651 A	1 set of linings – Clutch plates 111 141 031 B/C/E	1	
32	311 141 195	Tubular rivet – Clutch plate lining	16	
33	*111 141 701 B	Operating shaft up to Chassis No. 469 505	1	
34	*113 141 701 C	Operating shaft	1	from Chassis No. 469 506
35	*111 141 711	Bush – Operating shaft	2	up to Chassis No. 469 505
36	*113 141 711	Bush right – Operating shaft	1	from Chassis No. 469 506
37	*113 141 713	Bush left – Operating shaft	1	from Chassis No. 469 506
38	*113 141 717	Washer – Operating shaft	1	from Chassis No. 469 506
39	*113 311 141	Lock bolt from Chassis No. 469 506	1	
40	*111 141 719 B	Clutch operating lever	1	
41	N 12 416 1	Lock ring 16×1 DIN 471	2	
42	N 10 247 3	Bolt, hex. head M 8×35 DIN 933 galvanized	1	
43	N 12 228 2	Spring washer B 8 DIN 137 galvanized	1	
44	N 11 008 3	Nut, hex. M 8 DIN 934 galvanized	1	

Printed in Germany 735 227 20

MAIN GROUP



ENGINE

Clutch 180
up to Engine No. 6 908 639

Key No.	Part No.	Description	Quantity	Type and model
45	*111 141 723 A	Return spring - Clutch operating lever up to Chassis No. 469 505	1	
46	*113 141 723	Return spring - Clutch operating lever from Chassis No. 469 506	1	
47	*111 141 727	Seat - Return spring	1	
48	*111 141 731	Lock ring H 16x1	1	

MAIN GROUP



Repair kits

Part No.	Description	Quantity
111 198 471	1 set of crankshaft bearings (standard size) for remachined crankcases from Engine No. 3 520 333 comprising:	
113 105 503 D	Bearing No. 1 - Crankshaft	1
131 105 533	Bearing shell No. 2 - Crankshaft	2
113 105 563	Bearing No. 3 - Crankshaft	1
113 105 593 A	Bearing No. 4 - Crankshaft	1
111 198 473	1 set of crankshaft bearings (0.25 mm u.s.) for remachined crankcases from Engine No. 3 520 333 comprising:	
113 105 509 D	Bearing No. 1 - Crankshaft	1
131 105 539	Bearing shell No. 2 - Crankshaft	2
113 105 569	Bearing No. 3 - Crankshaft	1
113 105 599 A	Bearing No. 4 - Crankshaft	1
111 198 541	1 set of camshaft bearings 27.5 mm outer dia. (standard size) from Engine No. H 0 000 001 comprising:	
113 101 501	Bearing shell No. 1 - Camshaft bearing	2
113 101 511	Bearing shell No. 2 - Camshaft bearing	2
021 101 521	Bearing shell No. 3, left - Camshaft bearing	1
113 101 522	Bearing shell No. 3, right - Camshaft bearing	1
111 198 542	1 set of camshaft bearings 28.0 mm outer dia. (standard size) for remachined camshaft bores comprising:	
	Bearing shell No. 1 - Camshaft bearing	2
	Bearing shell No. 2 - Camshaft bearing	2
	Bearing shell No. 3, left - Camshaft bearing	1
	Bearing shell No. 3, right - Camshaft bearing	1



Part No.	Description	Quantity
111 198 543	1 set of camshaft bearings 27.5 mm outer dia. [0.25 mm u.s.]	
	comprising:	
	Bearing shell No. 1 – Camshaft bearing	2
	Bearing shell No. 2 – Camshaft bearing	2
	Bearing shell No. 3, left – Camshaft bearing	1
	Bearing shell No. 3, right – Camshaft bearing	1
111 198 551	Repair kit – Fuel pump parts up to Engine No. 3 399 999	
	comprising:	
111 127 141	Diaphragm and pull rod	1
111 127 151	Spring – Fuel pump valve	2
111 127 157 A	Gasket – Fuel pump valve and spring seat	1
111 127 169	Valve – Fuel pump (hex.)	2
111 127 311	Gasket – Fuel pump	2
111 127 181	Gasket 15.2×18.5×1 – Fuel filter plug	1
111 198 553	Repair kit – Fuel pump parts from Engine No. 3 400 000	
	comprising:	
113 127 113	Gasket for inspection cover	1
113 127 141	Diaphragm with spring and two-piece collar	1
113 127 183	Gasket – Cover	1
113 127 189	Gasket – Bolt, hex. head	1
113 127 311	Gasket below intermediate flange	1
113 127 313	Gasket below fuel pump	1
N 12 434 1	Lock washer 4	2
111 198 565	1 set of gaskets for carburetor 26 VFIS	
	comprising:	
111 129 281	Gasket – Carburetor body	1
111 129 213 A	Sealing washer 0.5 mm – Needle valve	1
111 129 213 B	Sealing washer 0.8 mm – Needle valve	1
111 129 213 C	Sealing washer 1.0 mm – Needle valve	1
111 129 333	Sealing washer – Spraying well	1
N 13 779 1	Gasket 31 – Carburetor flange	1



Part No.	Description	Quantity
111 198 567	1 set of gaskets for carburetor 28 PCI	
	comprising:	
111 129 121	Sealing washer	1
111 129 213 C	Sealing washer 1.0 mm – Needle valve	1
111 129 281 A	Gasket – Carburetor body	1
111 129 409	Sealing washer – Carrier	1
111 129 443	Sealing ring – Threaded union	1
111 129 447	Sealing ring – Plug	1
N 13 779 1	Gasket 31 – Carburetor flange	1
111 198 567 A	1 set of gaskets with diaphragm for accelerator pump – Carburetor 28 PCI	
	comprising:	
111 129 121	Sealing washer 8×4×0.5	1
111 129 213 C	Sealing washer 16×12×1 – Needle valve	1
111 129 281 A	Gasket – Carburetor body	1
111 129 409	Sealing washer 14.8×11×1.2 – Carrier (main jet)	1
111 129 443	Sealing ring 8.6×6×0.5 – Threaded union	1
111 129 447	Sealing ring 8×5×0.8 – Plug	1
111 129 451	Diaphragm – Pump	1
N 13 779 1	Gasket 31 – Carburetor flange	1
111 198 569 A	1 set of gaskets with diaphragm for accelerator pump – Carburetors 28 PICT/28 PICT-1/30 PICT-1	
	comprising:	
111 129 213 C	Sealing washer 16×12×1 – Needle valve	1
113 129 281	Gasket – Carburetor body	1
111 129 409	Sealing washer 14.8×11×1.2 – Carrier (main jet)	1
113 129 451 A	Diaphragm – Pump	1
N 13 779 1	Gasket 31 – Carburetor flange	1

Part No.	Description	Quantity
111 198 569 B	1 set of gaskets for carburetors 28 PICT/28 PICT-1/30 PICT-1 comprising:	
111 129 213 C	Sealing washer 1.0 mm – Needle valve	1
113 129 281	Gasket – Carburetor body	1
111 129 409	Sealing washer – Carrier (main jet)	1
N 13 779 1	Gasket 31 – Carburetor flange	1
211 198 601	1 air cleaner set with additional Cyclone filter for 1.2 Liter engine for service installation in VW Transporters up to Chassis No. 614 455 comprising:	
111 129 405 H	Main jet 115	1
111 129 605 B	Cyclone filter	1
211 129 611	Air cleaner	1
111 129 619	Rubber sleeve	1
211 129 627	Hose	1
261 129 631 A	Elbow	1
261 129 641 A	Clip	1
261 129 643	Gasket	1
211 129 645 A	Bracket	1
111 501 159 B	Strip – Hose connection	2
111 905 241 C	Sealing disc – Distributor	1
N 10 239 1	Bolt, hex. head M 8×18	5
N 10 719 1	Screw, cheese head AM 6×20	2
N 11 006 2	Nut, hex. M 6	2
N 11 008 3	Nut, hex. M 8	5
N 11 670 1	Washer 8.1	3
N 12 008 2	Lock washer B 8	5
N 12 226 2	Spring washer B 6	2

Part No.	Description	Quantity
211 198 601 A	1 air cleaner set with additional Cyclone filter (without carburetor) for 1.2 Liter engine for service installation in VW Transporters from Chassis No. 614 456 up to 215 036 650 comprising:	
113 119 581	Grommet	1
111 129 495	Union nut – Adapter pipe	1
111 129 497	Adapter pipe – Vacuum line	1
111 129 499	Nipple – Adapter pipe	1
111 129 605 B	Cyclone filter	1
211 129 611	Air cleaner	1
111 129 615 A	Elbow	1
111 129 619	Rubber sleeve	1
211 129 645 A	Bracket	1
111 501 159 B	Clip	2
111 905 205 F	Distributor	1
111 905 241 C	Sealing disc – Distributor	1
113 905 421	Cable – Coil to distributor	1
111 971 941	Flat terminal	1
N 10 239 1	Bolt, hex. head M 8×18	5
N 10 719 1	Screw, cheese head AM 6×20	1
N 11 004 2	Nut, hex. M 4	1
N 11 006 2	Nut, hex. M 6	1
N 11 008 3	Nut, hex. M 8	5
N 11 670 1	Washer 8.1	3
N 12 004 1	Lock washer B 4	1
N 12 008 2	Lock washer B 8	5
N 12 226 2	Spring washer B 6	1

when installing, the carburetor 141 129 023 K must also be used

MAIN GROUP

1

Repair kits

Part No.	Description	Quantity
261 198 603	1 installation kit for enlarged air cleaner (Engine 1.5 Liter) for service installation in VW Transporters Types 261-264 comprising:	
113 119 581	Plug	1
211 129 612	Air cleaner	1
211 129 653 A	Connecting tube for oil breather	1
211 129 675	Reinforcement plate	1
261 129 681	Bracket	1
261 129 687 A	Bracket - Air cleaner	1
N 10 238 3	Bolt, hex. head M 8×15	7
N 11 008 3	Nut, hex. M 8	7
N 12 008 2	Lock washer B 8	7
211 198 621	1 speed limiter set for 1.2 Liter engine for service installation in VW Transporters from Engine No. 5 000 001 up to 8 964 971 comprising:	
211 129 317	Stud - Carburetor mounting	2
211 129 551 G	Speed limiter	1
211 129 701 C	Manifold - Intake and pre-heating pipe	1
113 251 263	Gasket - Pre-heating pipe	2
N 11 122 2	Cap nut M 8	2
N 13 776 1	Gasket 30 - Carburetor flange	2
N 13 807 1	Gasket A 8×11.5	2
N 13 823 1	Sealing washer C 28×34 - Intake manifold (up to Chassis No. 1 199 840 the elbow 211 129 629 must also be used.)	2
211 198 621 A	1 speed limiter set for 1.5 Liter engine for service installation in VW Transporters comprising:	
211 129 317	Stud - Carburetor mounting	2
211 129 551 E	Speed limiter	1
211 129 701 D	Manifold - Intake and pre-heating pipe	1
311 129 707	Gasket - Intake manifold	2
113 251 263	Gasket - Pre-heating pipe	2
N 11 122 2	Cap nut M 8	2
N 13 807 1	Gasket A 8×11.5	2
N 13 776 1	Gasket 30 - Carburetor flange (up to Chassis No. 1 197 005 the elbow 211 129 615 A must also be used.)	2

MAIN GROUP

1

Repair kits

Part No.	Description	Quantity
111 198 631	Repair kit for clutch cover 211 141 025 up to Engine No. 6 908 639 comprising:	
111 141 125 A	Clutch release ring	1
111 141 129	Clutch release lever	3
111 141 133	Bolt - Clutch release lever	3
111 141 137	Nut - Clutch release lever bolt	3
111 141 141	Return spring - Clutch release lever	3
111 141 145 A	Spring - Clutch release ring	3
111 198 631 A	Repair kit for clutch cover 211 141 025 D comprising:	
111 141 125 B	Clutch release ring	1
111 141 129 B	Clutch release lever	3
311 141 131	Pin - Bolt	3
311 141 133	Bolt	3
311 141 135	Thrust washer 16 mm dia. Adjusting nut	3
311 141 137	Adjusting nut	3
111 141 141 B	Return spring - Clutch release lever	3
111 141 145 B	Spring - Clutch release ring	3
211 198 635	Repair kit for clutch cover 211 141 025 A from Engine No. 6 908 640 comprising:	
113 141 125	Clutch release ring	1
211 141 129	Clutch release lever	3
311 141 131	Pin - Bolt	3
311 141 133	Bolt	3
311 141 135 A	Thrust washer 18 mm dia. - Adjusting nut	3
311 141 137	Adjusting nut	3
111 141 141	Return spring - Clutch release lever	3
211 141 145 A	Spring - Clutch release ring	3

MAIN GROUP



Repair kits

Part No.	Description	Quantity
111 198 651	1 set of linings – Clutch plate 111 141 031/A	
	comprising:	
	Lining – Clutch plate	2
311 141 195	Rivet	16
111 198 651 A	1 set of linings – Clutch plate 111 141 031 B/C/E	
	comprising:	
	Lining – Clutch plate	1
	Lining – Clutch plate	1
	Tubular rivet – Clutch plate lining	16
311 198 653 A	1 set of linings – Clutch plate 211 141 031/A 311 141 031 B/D	
	comprising:	
211 141 191 B	Lining – Clutch plate	1
311 141 191 A	Lining – Clutch plate	1
311 141 195 A	Rivet	16

MAIN GROUP



SP Sefs

167

Part No.	Description	Quantity
111 198 651	1 set of linings – Clutch plate 111 141 031/A	
	comprising:	
111 141 191 A	Lining – Clutch plate	2
311 141 195	Rivet	16
111 198 651 A	1 set of linings – Clutch plate 111 141 031	
	comprising:	
	Lining – Clutch plate	1
	Lining – Clutch plate	1
	Tubular rivet – Clutch plate lining	16
311 198 653 A	1 set of linings – Clutch plate 211 141 031/A 311 141 031 B	
	comprising:	
211 141 191 B	Lining – Clutch plate	1
311 141 191 A	Lining – Clutch plate	1
311 141 195 A	Rivet	16

MAIN GROUP



Part No.	Description	Quantity
111 198 051	1 cylinder 75 mm dia., with piston, rings and piston pin up to Engine No. 20 - 695 355	
	comprising:	
111 101 301	Cylinder	1
111 107 101 C	Piston	1
111 107 301	Ring - Piston (upper)	1
111 107 311	Ring - Piston (lower)	1
111 107 321	Scraper ring	1
111 107 411	Piston pin	1
N 12 275 1	Lockring A 20 - Piston pin	2
111 198 057	1 cylinder 77 mm dia., with piston, rings and piston pin from Engine No. 20 - 695 356 up to 3 399 999	
	comprising:	
111 101 311	Cylinder	1
111 107 111 C	Piston	1
111 107 351 A	Ring - Piston (upper)	1
111 107 361	Ring - Piston (lower)	1
111 107 371	Scraper ring	1
111 107 411	Piston pin	1
N 12 275 1	Lockring A 20 - Piston pin	2
111 198 057 A	1 cylinder 77 mm dia., with piston, rings and piston pin from Engine No. 5 000 001 up to 8 964 971	
	comprising:	
113 101 311 C	Cylinder	1
113 107 111P/R	Piston	1
111 107 351 A	Ring - Piston	2
111 107 371	Scraper ring	1
111 107 411	Piston pin	1
N 12 275 1	Lockring A 20 - Piston pin	2

MAIN GROUP



SP Sets

Part No.	Description	Quantity
211 198 057	1 cylinder 77 mm dia., with piston, rings and piston pin from Engine No. 3 400 000 up to 3 580 000 comprising:	
113 101 311	Cylinder	1
113 107 111 C	Piston	1
111 107 351 A	Ring – Piston	2
111 107 371	Scraper ring	1
111 107 411	Piston pin	1
N 12 275 1	Lockring A 20 – Piston pin	2
311 198 063 D	1 cylinder 83 mm dia., with piston, rings and piston pin up to Engine No. H 0 703 230 comprising:	
311 101 301 D	Cylinder	1
311 107 101 M	Piston	1
311 107 301 C	Ring – Piston (upper)	1
311 107 311	Ring – Piston (lower)	1
311 107 331 A	Scraper ring	1
311 107 333 A	Expander spring	1
311 107 411	Piston pin	1
N 12 276 1	Lockring A 20 – Piston pin	2
311 198 063 E	1 cylinder 83 mm dia., with recessed piston, rings and piston pin (M 240) up to Engine No. H 0 703 230 comprising:	
311 101 301 D	Cylinder	1
311 107 101 Q	Piston	1
311 107 301 C	Ring – Piston (upper)	1
311 107 311	Ring – Piston (lower)	1
311 107 331 A	Scraper ring	1
311 107 333 A	Expander spring	1
311 107 411	Piston pin	1
N 12 276 1	Lockring A 22 – Piston pin	2

MAIN GROUP



SP Sets

Part No.	Description	Quantity
311 198 063 F	1 cylinder 83 mm dia., with piston, rings and piston pin from Engine No. H 0 703 231 comprising:	
311 101 301 D	Cylinder	1
311 107 101 M	Piston	1
311 107 301 C	Ring – Piston (upper)	1
311 107 361 A	Ring – Piston (lower), (narrow-face contact)	1
311 107 371	Coil spring scraper ring	1
311 107 411	Piston pin	1
N 12 276 1	Lockring A 22 – Piston pin	2
311 198 063 G	1 cylinder 83 mm dia., with recessed piston, rings and piston pin (M 240) from Engine No. H 0 703 231 comprising:	
311 101 301 D	Cylinder	1
311 107 101 Q	Recessed piston	1
311 107 301 C	Ring – Piston (upper)	1
311 107 361 A	Ring – Piston (lower)	1
311 107 371	Coil spring scraper rings	1
311 107 411	Piston pin	1
N 12 276 1	Lockring A 22 – Piston pin	2
111 198 157	1 set of piston rings 77 mm dia. comprising:	
111 107 351 A	Ring – Piston	8
111 107 371	Scraper ring	4
111 198 159	1 set of piston rings 77.5 mm dia. comprising:	
111 107 355 C	Ring – Piston	8
111 107 375	Scraper ring	4

MAIN GROUP



SP Sets

Part No.	Description	Quantity
111 198 161	1 set of piston rings 78 mm dia.	
	comprising:	
111 107 359 C	Ring - Piston	8
111 107 379	Scraper ring	4
311 198 163	1 set of piston rings 83 mm dia. Engine - 1.5 Liter up to Engine No. 1 100 000	
	comprising:	
311 107 301 A	Ring - Piston	8
311 107 331 A	Scraper ring	4
311 107 333 A	Expander spring	4
315 198 163	1 set of piston rings 83 mm dia. from Engine No. H 0 000 001 up to H 0 703 230	
	comprising:	
311 107 301 C	Ring - Piston (upper)	4
311 107 311	Ring - Piston (lower)	4
311 107 331 A	Scraper ring	4
311 107 333 A	Expander spring	4
315 198 163 A	1 set of piston rings 83 mm dia. from Engine No. H 0 703 231	
	comprising:	
311 107 301 C	Ring - Piston (upper)	4
311 107 361 A	Ring - Piston (lower), (narrow-face contact)	4
311 107 371	Coil spring scraper ring	4
311 198 165 A	1 set of piston rings 83.5 mm dia. Engine - 1.5 Liter up to Engine No. 1 100 000	
	comprising:	
341 107 305	Ring - Piston	8
311 107 333 A	Expander spring	4
311 107 335	Scraper ring	4

MAIN GROUP



SP Sets

Part No.	Description	Quantity
315 198 165	1 set of piston rings 83.5 mm dia. from Engine No. H 0 000 001 up to H 0 703 230	
	comprising:	
311 107 305 C	Ring - Piston (upper)	4
311 107 315	Ring - Piston (lower)	4
311 107 333 A	Expander spring	4
311 107 335	Scraper ring	4
315 198 165 A	1 set of piston rings 83.5 mm dia. from Engine No. H 0 703 231	
	comprising:	
311 107 305 C	Ring - Piston (upper)	4
311 107 365 A	Ring - Piston (lower), (narrow-face contact)	4
311 107 375	Coil spring scraper ring	4
311 198 167 A	1 set of piston rings 84 mm dia. Engine - 1.5 Liter up to Engine No. 1 100 000	
	comprising:	
341 107 309	Ring - Piston	8
311 107 333 A	Expander spring	4
311 107 339	Scraper ring	4
315 198 167	1 set of piston rings 84 mm dia. from Engine No. H 0 000 001 up to H 0 703 230	
	comprising:	
311 107 309 C	Ring - Piston (upper)	4
311 107 319	Ring - Piston (lower)	4
311 107 333 A	Expander spring	4
311 107 339	Scraper ring	4
315 198 167 A	1 set of piston rings 84 mm dia. from Engine No. H 0 703 231	
	comprising:	
311 107 309 C	Ring - Piston (upper)	4
311 107 369 A	Ring - Piston (lower), (narrow-face contact)	4
311 107 379	Coil spring scraper ring	4

MAIN GROUP



SP Sets

Part No.	Description	Quantity
111 198 251	1 set of piston rings 75 mm dia. (narrow-face contact)	
	comprising:	
111 107 301	Ring - Piston (upper)	4
111 107 311 A	Ring - Piston (lower, narrow-face contact)	4
111 107 321	Scraper ring	4
111 198 253	1 set of piston rings 75.5 mm dia. (narrow-face contact)	
	comprising:	
111 107 305	Ring - Piston (upper)	4
111 107 315 A	Ring - Piston (lower, narrow-face contact)	4
111 107 325	Scraper ring	4
111 198 255	1 set of piston rings 76 mm dia. (narrow-face contact)	
	comprising:	
111 107 309	Ring - Piston (upper)	4
111 107 319 A	Ring - Piston (lower, narrow-face contact)	4
111 107 329	Scraper ring	4
111 198 257 A	1 set of piston rings 77 mm dia. with coil spring scraper rings	
	comprising:	
111 107 351 A	Ring - Piston	8
113 107 371	Scraper ring with coil spring	4
111 198 259 A	1 set of piston rings 77.5 mm dia. with coil spring scraper rings	
	comprising:	
111 107 355 C	Ring - Piston	8
113 107 375	Scraper ring with coil spring	4
111 198 261 A	1 set of piston rings 78 mm dia. with coil spring scraper rings	
	comprising:	
113 107 359 C	Ring - Piston	8
111 107 379	Scraper ring with coil spring	4

MAIN GROUP



175
SP Sets

Part No.	Description	Quantity
311 198 263 A	1 set of piston rings 83 mm dia., with coil spring scraper rings	
	Engine - 1.5 Liter	
	up to Engine No. 1 100 000	
	comprising:	
341 107 301	Ring - Piston	8
311 107 371	Coil spring scraper ring	4
315 198 263	1 set of piston rings 83 mm dia., with coil spring scraper rings	
	from Engine No. H 0 000 001 up to H 0 703 230	
	comprising:	
311 107 301 C	Ring - Piston (upper)	4
311 107 311	Ring - Piston (lower)	4
311 107 371	Coil spring scraper ring	4
311 198 265 A	1 set of piston rings 83.5 mm dia. Engine - 1.5 Liter	
	up to Engine No. 1 100 000	
	comprising:	
341 107 305	Ring - Piston	8
311 107 375	Coil spring scraper ring	4
315 198 265	1 set of piston rings 83.5 mm dia.	
	from Engine No. H 0 000 001 up to H 0 703 230	
	comprising:	
311 107 305 C	Ring - Piston (upper)	4
311 107 315	Ring - Piston (lower)	4
311 107 375	Coil spring scraper ring	4
311 198 267 A	1 set of piston rings 84 mm dia. Engine - 1.5 Liter	
	up to Engine No. 1 100 000	
	comprising:	
341 107 309	Ring - Piston	8
311 107 379	Coil spring scraper ring	4
315 198 267	1 set of piston rings 84 mm dia.	
	from Engine No. H 0 000 001 up to H 0 703 230	
	comprising:	
311 107 309 C	Ring - Piston (upper)	4
311 107 319	Ring - Piston (lower)	4
311 107 379	Coil spring scraper ring	4

Part No.	Description	Quantity
111 198 451	1 set of crankshaft bearings up to Engine No. 3 399 999	
	comprising:	
111 105 501 A	Bearing No. 1 – Crankshaft	1
111 105 531 A	Bearing shell No. 2 – Crankshaft	2
111 105 561	Bearing No. 3 – Crankshaft	1
111 105 591	Bearing No. 4 – Crankshaft	1
111 198 453	1 set of crankshaft bearings, 0.25 mm u.s. up to Engine No. 3 399 999	
	comprising:	
111 105 507 A	Bearing No. 1 – Crankshaft	1
111 105 537 A	Bearing shell No. 2 – Crankshaft	2
111 105 567	Bearing No. 3 – Crankshaft	1
111 105 597	Bearing No. 4 – Crankshaft	1
111 198 455	1 set of crankshaft bearings (0.50 mm u.s.) up to Engine No. 3 399 999	
	comprising:	
111 105 513 A	Bearing No. 1 – Crankshaft	1
111 105 543 A	Bearing shell No. 2 – Crankshaft	2
111 105 573	Bearing No. 3 – Crankshaft	1
111 105 603	Bearing No. 4 – Crankshaft	1
111 198 457	1 set of crankshaft bearings, 0.75 mm u.s. up to Engine No. 3 399 999	
	comprising:	
111 105 519 A	Bearing No. 1 – Crankshaft	1
111 105 549 A	Bearing shell No. 2 – Crankshaft	2
111 105 579	Bearing No. 3 – Crankshaft	1
111 105 609	Bearing No. 4 – Crankshaft	1

Part No.	Description	Quantity
111 198 461	1 set of crankshaft bearings (alum) 65 mm outer dia., oval bearings from Engine No. 3 520 333	
	comprising:	
113 105 501 B	Bearing No. 1 – Crankshaft	1
131 105 531	Bearing shell No. 2 – Crankshaft	2
113 105 561	Bearing No. 3 – Crankshaft	1
113 105 591 A	Bearing No. 4 – Crankshaft	1
111 198 463	1 set of crankshaft bearings, 0.25 mm u.s. from Engine No. 3 520 333	
	comprising:	
113 105 507 A	Bearing No. 1 – Crankshaft	1
131 105 537	Bearing shell No. 2 – Crankshaft	2
113 105 567	Bearing No. 3 – Crankshaft	1
113 105 597	Bearing No. 4 – Crankshaft	1
111 198 465	1 set of crankshaft bearings, 0.50 mm u.s. from Engine No. 3 520 333	
	comprising:	
113 105 513 A	Bearing No. 1 – Crankshaft	1
131 105 543	Bearing shell No. 2 – Crankshaft	2
113 105 573	Bearing No. 3 – Crankshaft	1
113 105 603	Bearing No. 4 – Crankshaft	1
111 198 467	1 set of crankshaft bearings, 0.75 mm u.s. from Engine No. 3 520 333	
	comprising:	
113 105 519 A	Bearing No. 1 – Crankshaft	1
131 105 549	Bearing shell No. 2 – Crankshaft	2
113 105 579	Bearing No. 3 – Crankshaft	1
113 105 609	Bearing No. 4 – Crankshaft	1

Part No.	Description	Quantity
111 198 469	1 set of crankshaft bearings, 1.0 mm u.s. from Engine No. 5 000 001 comprising:	
113 105 525 A	Bearing No. 1 – Crankshaft	1
131 105 555	Bearing shell No. 2 – Crankshaft	2
113 105 585	Bearing No. 3 – Crankshaft	1
113 105 615	Bearing No. 4 – Crankshaft	1
111 198 541	1 set of camshaft bearings from Engine No. H 0 000 001 comprising:	
113 101 501	Bearing shell No. 1 – Camshaft bearing	2
113 101 511	Bearing shell No. 2 – Camshaft bearing	2
113 101 521	Bearing shell No. 3, left – Camshaft bearing	1
113 101 522	Bearing shell No. 3, right – Camshaft bearing	1
111 198 551	Repair kit – Fuel pump parts up to Engine No. 3 399 999 comprising:	
111 127 141	Diaphragm and pull rod	1
111 127 151	Spring – Fuel pump valve	2
111 127 157 A	Gasket – Fuel pump valve and spring seat	1
111 127 169	Valve – Fuel pump (hex.)	2
111 127 311	Gasket – Fuel pump	2
111 198 553	Repair kit – Fuel pump parts from Engine No. 3 400 000 comprising:	
113 127 113	Gasket for inspection cover	1
113 127 141	Diaphragm with spring and two-piece collar	1
113 127 183	Gasket – Cover	1
113 127 189	Gasket – Bolt, hex. head	1
113 127 311	Gasket below intermediate flange	1
113 127 313	Gasket below fuel pump	1
N 12 434 1	Lock washer 4	2

Part No.	Description	Quantity
111 198 565	1 set of gaskets for carburetor 26 VFIS comprising:	
111 129 281	Gasket – Carburetor body	1
111 129 213 A	Sealing washer 0.5 mm – Needle valve	1
111 129 213 B	Sealing washer 0.8 mm – Needle valve	1
111 129 213 C	Sealing washer 1.0 mm – Needle valve	1
111 129 333	Sealing washer – Spraying well	1
N 13 776 1	Gasket – Carburetor flange	1
111 198 567	1 set of gaskets for carburetor 28 PCI comprising:	
111 129 121	Sealing washer	1
111 129 213 C	Sealing washer 1.0 mm – Needle valve	1
111 129 281 A	Gasket – Carburetor body	1
111 129 409	Sealing washer – Carrier	1
111 129 443	Sealing ring – Threaded union	1
111 129 447	Sealing ring – Plug	1
N 13 776 1	Gasket – Carburetor flange	1
111 198 567 A	1 set of gaskets with diaphragm for accelerator pump – Carburetor 28 PCI comprising:	
111 129 121	Sealing washer 8×4×0.5	1
111 129 213 C	Sealing washer 15×12×1 – Needle valve	1
111 129 281 A	Gasket – Carburetor body	1
111 129 409	Sealing washer 14.8×11×1.2 – Carrier (main jet)	1
111 129 443	Sealing ring 8.6×6×0.5 – Threaded union	1
111 129 447	Sealing ring 8×5×0.8 – Plug	1
111 129 451	Diaphragm – Pump	1
N 13 776 1	Gasket 30 – Carburetor flange	1

Part No.	Description	Quantity
111 198 569 A	1 set of gaskets with diaphragm for accelerator pump -- Carburetors 28 PICT/28 PICT-1/30 PICT-1	
	comprising:	
111 129 213 C	Sealing washer 15×12×1 – Needle valve	1
113 129 281	Gasket – Carburetor body	1
111 129 409	Sealing washer 14.8×11×1.2 – Carrier (main jet)	1
113 129 451 A	Diaphragm – Pump	1
N 13 776 1	Gasket 30 – Carburetor flange	1
111 198 569 B	1 set of gaskets for carburetors 28 PICT/28 PICT-1/30 PICT-1	
	comprising:	
111 129 213 C	Sealing washer 1.0 mm – Needle valve	1
113 129 281	Gasket – Carburetor body	1
111 129 409	Sealing washer – Carrier (main jet)	1
N 13 776 1	Gasket 30 – Carburetor flange	1
211 198 601	1 air cleaner set with additional Cyclone filter for 1.2 Liter engine for service installation in VW Transporters up to Chassis No. 614 455	
	comprising:	
111 129 405 H	Main jet 115	1
111 129 605 B	Cyclone filter	1
211 129 611	Air cleaner	1
111 129 619	Rubber sleeve	1
211 129 627	Hose	1
261 129 631 A	Elbow	1
261 129 641 A	Clip	1
261 129 643	Gasket	1
211 129 645 A	Bracket	1
111 501 159 B	Strip – Hose connection	2
111 905 241 C	Sealing disc – Distributor	1
N 10 239 1	Bolt, hex. head M 8×18	5
N 10 719 1	Screw, cheese head AM 6×20	2
N 11 006 2	Nut, hex. M 6	2
N 11 008 3	Nut, hex. M 8	5
N 11 670 1	Washer 8.1	3
N 12 008 2	Lock washer B 8	5
N 12 226 2	Spring washer B 6	2

Part No.	Description	Quantity
211 198 601 A	1 air cleaner set with additional Cyclone filter (without carburetor) for 1.2 Liter engine for service installation in VW Transporters from Chassis No. 614 456 up to 215 036 650	
	comprising:	
113 119 581	Grommet	1
111 129 495	Union nut – Adapter pipe	1
111 129 497	Adapter pipe – Vacuum line	1
111 129 499	Nipple – Adapter pipe	1
111 129 605 B	Cyclone filter	1
211 129 611	Air cleaner	1
111 129 615 A	Elbow	1
111 129 619	Rubber sleeve	1
211 129 645 A	Bracket	1
111 501 159 B	Clip	2
111 905 205 F	Distributor	1
111 905 241 C	Sealing disc – Distributor	1
113 905 421	Cable – Coil to distributor	1
111 971 941	Flat terminal	1
N 10 239 1	Bolt, hex. head M 8×18	5
N 10 719 1	Screw, cheese head AM 6×20	1
N 11 004 2	Nut, hex. M 4	1
N 11 006 2	Nut, hex. M 6	1
N 11 008 3	Nut, hex. M 8	5
N 11 670 1	Washer 8.1	3
N 12 004 1	Lock washer B 4	1
N 12 008 2	Lock washer B 8	5
N 12 226 2	Spring washer B 6	1
	when installing, the carburetor 141 129 023 K must also be used	

Part No.	Description	Quantity
211 198 603	1 installation kit for enlarged air cleaner (Engine 1.5 Liter) for service installation in VW Transporters Types 211-244, 271, 274 comprising:	
113 119 581	Plug	1
211 129 611 B	Air cleaner	1
211 129 653 A	Connecting tube for oil breather	1
211 129 675	Reinforcement plate	1
211 129 681	Bracket	1
211 129 687	Bracket - Air cleaner	1
N 10 238 3	Bolt, hex. head M 8×15	7
N 11 008 3	Nut, hex. M 8	7
N 12 008 2	Lock washer B 8	7
261 198 603	1 installation kit for enlarged air cleaner (Engine 1.5 Liter) for service installation in VW Transporters Types 261-264 comprising:	
113 119 581	Plug	1
211 129 611 B	Air cleaner	1
211 129 653 A	Connecting tube for oil breather	1
211 129 675	Reinforcement plate	1
261 129 681	Bracket	1
261 129 687 A	Bracket - Air cleaner	1
N 10 238 3	Bolt, hex. head M 8×15	7
N 11 008 3	Nut, hex. M 8	7
N 12 008 2	Lock washer B 8	7
211 198 621	1 speed limiter set for 1.2 Liter engine for service installation in VW Transporters from Engine No. 5 000 001 up to 8 964 971 comprising:	
211 129 317	Stud - Carburetor mounting	2
211 129 551 A	Speed limiter	1
211 129 701 C	Manifold - Intake and pre-heating pipe	1
211 129 727 B	Spacer washer	1
113 251 263	Gasket - Pre-heating pipe	2
N 11 122 2	Cap nut M 8	2
N 13 776 1	Gasket 30 - Carburetor flange	3
N 13 807 1	Gasket A 8×11.5	2
N 13 823 1	Sealing washer C 28×34 - Manifold pipe (up to Chassis No. 1 199 840 the elbow 211 129 629 must also be used.)	2

Part No.	Description	Quantity
211 198 621 A	1 speed limiter set for 1.5 Liter engine for service installation in VW Transporters comprising:	
211 129 317	Stud - Carburetor mounting	2
211 129 551 C	Speed limiter	1
211 129 701 D	Manifold - Intake and pre-heating pipe	1
311 129 707	Gasket - Intake manifold	2
211 129 727 B	Spacer washer	1
113 251 263	Gasket - Pre-heating pipe	2
N 11 122 2	Cap nut M 8	2
N 13 807 1	Gasket A 8×11.5	2
N 13 776 1	Gasket 30 - Carburetor flange	3
	(up to Chassis No. 1 197 005 the elbow 211 129 615 A must also be used.)	
111 198 631	Repair kit for clutch cover 211 141 025 up to Engine No. 6 908 639 comprising:	
111 141 125 A	Clutch release ring	1
111 141 129	Clutch release lever	3
111 141 133	Bolt - Clutch release lever	3
111 141 137	Nut - Clutch release lever bolt	3
111 141 141	Return spring - Clutch release lever	3
111 141 145 A	Spring - Clutch release ring	3
111 198 631 A	Repair kit for clutch cover 211 141 025 D comprising:	
111 141 125 B	Clutch release ring	1
111 141 129 B	Clutch release lever	3
311 141 131	Pin - Bolt	3
311 141 133	Bolt	3
311 141 135	Thrust washer 16 mm dia. Adjusting nut	3
311 141 137	Adjusting nut	3
111 141 141 B	Return spring - Clutch release lever	3
111 141 145 B	Spring - Clutch release ring	3

Part No.	Description	Quantity
211 198 635	Repair kit for clutch cover 211 141 025 A from Engine No. 6 908 640 comprising:	
113 141 125	Clutch release ring	1
211 141 129	Clutch release lever	3
311 141 131	Pin – Bolt	3
311 141 133	Bolt	3
311 141 135 A	Thrust washer 18 mm dia. – Adjusting nut	3
311 141 137	Adjusting nut	3
111 141 141	Return spring – Clutch release lever	3
211 141 145 A	Spring – Clutch release ring	3
111 198 651	1 set of linings – Clutch plate 111 141 031/A comprising:	
111 141 191 A	Lining – Clutch plate	2
311 141 195	Rivet	16
111 198 651 A	1 set of linings – Clutch plate 111 141 031 comprising:	
	Lining – Clutch plate	1
	Lining – Clutch plate	1
	Tubular rivet – Clutch plate lining	16
211 198 653	1 set of linings – Clutch plate 211 141 031/A comprising:	
	Lining – Clutch plate	1
	Lining – Clutch plate	1
	Tubular rivet – Clutch plate lining	16
311 198 653 A	1 set of linings – Clutch plate 311 141 031 B comprising:	
211 141 191 B	Lining – Clutch plate	1
311 141 191 A	Lining – Clutch plate	1
311 141 195 A	Rivet	16