

MAIN GROUP

5

REAR AXLE

- 01 Swing axle
- 01 Double joint axle
- 11 Rear suspension
- 13 Shock absorber
- 17 Differential (non-synchromesh and synchromesh transmission)
- 17 Differential, Limited slip differential (transmission fully synchronized)
- 17 Differential, Limited slip differential (Automatic)
- 98 SP Sets

Illustration

24

A 24

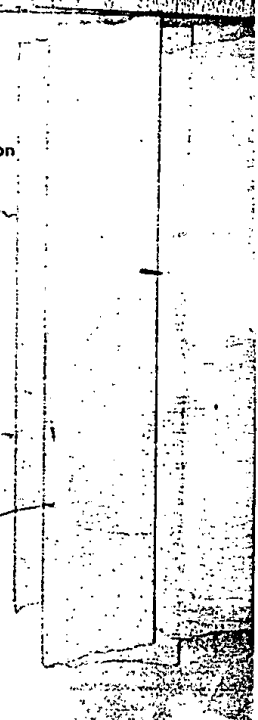
24


24

25

25

A 25





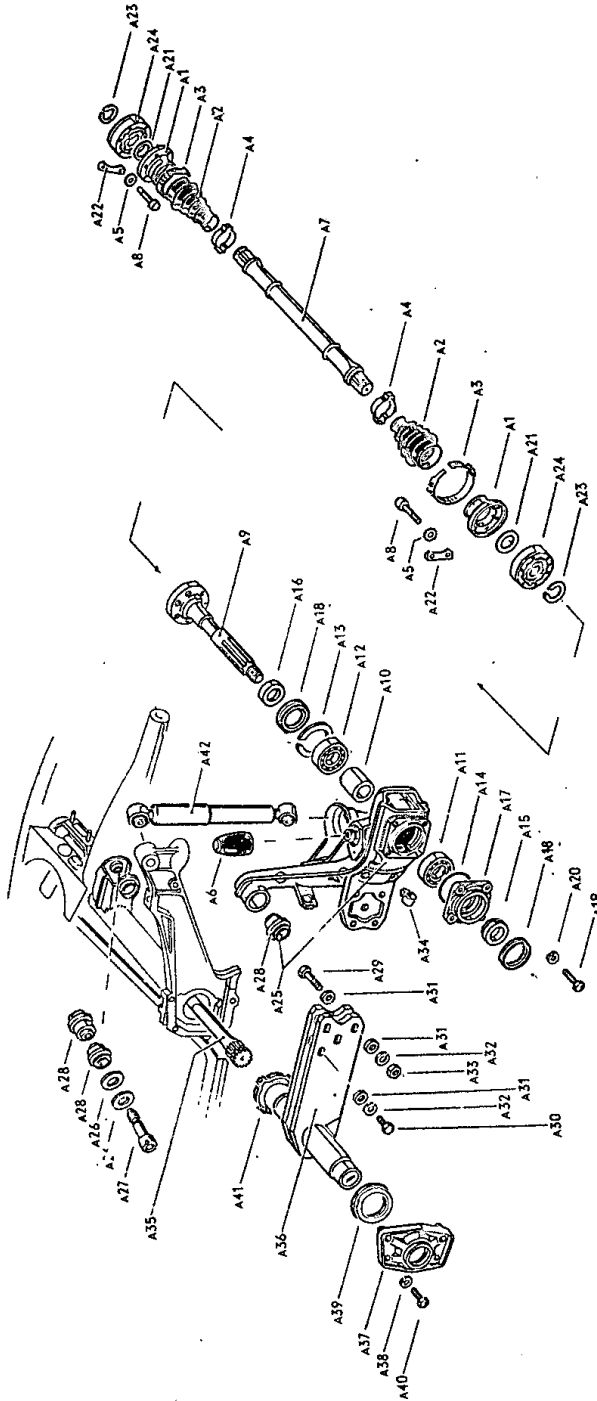
MAIN GROUP

5

REAR AXLE

	Illustration
01 Swing axle	29
01 Double joint axle	A 29
11 Rear suspension	29
13 Shock absorber	29
17 Differential (non-synchromesh and synchromesh transmission)	30
17 Differential, Limited slip differential (transmission fully synchronized)	30
17 Differential, Limited slip differential (Automatic)	A 30
98 Repair Kits	—





Key No.	Part No.	Description	Quantity	Type and model
SWING AXLE				
		up to Chassis No. 110 3100 000 from Chassis No. 111 2000 001		111, 112, 115, 116, 141-144, M 1
DOUBLE JOINT AXLE				
		from Chassis No. 119 000 001 up to 110 3100 000 from Chassis No. 119 000 001 from Chassis No. 111 2000 001		M 4: 113, 114, 117, 118, 151, 152 M 4: 141-144 113, 114, 117, 118, 151, 152; M 1/M 4
1	111 501 105	Tube - Rear axle up to Chassis No. 110 3100 000 from Chassis No. 111 2000 001	2 2	111, 112, 115, 116, 141-144; M 1
-	111 501 131	Gasket 0.2 mm - Rear axle tube retainer up to Chassis No. 117 580 249	x	
2	111 501 131 A	Gasket 0.2 mm - Rear axle tube retainer from Chassis No. 117 580 250 up to 110 3100 000 from Chassis No. 111 2000 001	x x	111, 112, 115, 116, 141-144; M 1
-	111 501 133	Gasket 0.1 mm - Rear axle tube retainer up to Chassis No. 117 580 249	x	
-	111 501 133 A	Gasket 0.1 mm - Rear axle tube retainer from Chassis No. 117 580 250 up to 110 3100 000 from Chassis No. 111 2000 001	x x	111, 112, 115, 116, 141-144; M 1
3	111 501 139	Gasket - Rear axle tube retainer up to Chassis No. 110 3100 000 from Chassis No. 111 2000 001	2 2	111, 112, 115, 116, 141-144; M 1
4	111 501 141 B	Retainer - Rear axle tube up to Chassis No. 110 3100 000 from Chassis No. 111 2000 001 (see Workshop Bulletin H-64/67)	2 2	111, 112, 115, 116, 141-144; M 1
A 1	113 501 141	Cap - Joint up to Chassis No. 110 3100 000 from Chassis No. 111 2000 001	4 4 4	M 4: 141-144 M 4 113, 114, 117, 118, 151, 152; M 1/M 4
-	113 501 149	Dust sleeve with dust cap for joint from Chassis No. April 1972	4	113, 114, 117, 118, 151, 152; M 4: 141-144; M 9, M 1/M 4
(5)	111 501 151	Dust sleeve - Rear axle tube up to Chassis No. 110 3100 000 from Chassis No. 111 2000 001	2 2	113, 114, 117, 118, 151, 152 111, 112, 115, 116, 141-144; M 1



Key No.	Part No.	Description	Quantity	Type and model
A 2	113 501 151	Dust sleeve – Drive shaft		
		up to Chassis No. 110 3100 000	4	M 4
		up to Chassis No. March 1972	4	M 4: 141-144
		from Chassis No. 111 2000 001 up to March 1972	4	113, 114, 117, 118, 151, 152; M 1/M 4
(5)	*111 501 153 A	Dust sleeve, split type – Rear axle tube	x	
		up to Chassis No. 3 700 000		
5	*111 501 153 B	Dust sleeve, split type – Rear axle tube	x	
		from Chassis No. 3 700 001		
6	N 11 251 1	Screw, button head AM 4X18	12	
7	N 11 664 3	Washer 4.1	24	
8	N 11 004 2	Nut, hex. M 4	12	
9	*111 501 157 B	Retaining clip 85–103 mm dia. – Dust sleeve		
		up to Chassis No. 110 3100 000	2	
		from Chassis No. 111 2000 001	2	111, 112, 115, 116, 141-144; M 1
A 3	113 501 157	Retaining clip 59 mm dia.		
		up to Chassis No. 110 3100 000	4	M 4
		up to Chassis No. March 1972	4	M 4: 141-144
		from Chassis No. 111 2000 001 up to March 1972	4	113, 114, 117, 118, 151, 152; M 1/M 4
10	*111 501 159 B	Retaining clip 44–64 mm dia. – Dust sleeve		
		up to Chassis No. 110 3100 000	2	
		from Chassis No. 111 2000 001	2	111, 112, 115, 116, 141-144; M 1
A 4	113 501 159	Retaining clip 34 mm dia. – Dust sleeve		
		up to Chassis No. 110 3100 000	4	M 4
		up to Chassis No. 111 2485 953	4	M 4: 141-144
		from Chassis No. 111 2000 001 up to 111 2485 953	4	113, 114, 117, 118, 151, 152; M 1/M 4
A 5	N 15 371 1	Lock washer 8.4	24	M 4: 141-144
		up to Chassis No. 110 3100 000	24	M 4
		from Chassis No. 111 2000 001	24	113, 114, 117, 118, 151, 152; M 1/M 4
-	111 501 163 C	Bearing housing – Rear axle, left	1	
		up to Chassis No. 116 1021 300		
		use:		
		up to Chassis No. 1 673 410: 111 501 311 B		
-	311 501 163	Bearing housing – Rear axle, left	1	
		from Chassis No. 117 000 001 up to 117 999 000		111, 112, 115, 116; M 87, M 88, M 129, M 137, M 139
11	311 501 163 A	Bearing housing – Rear axle, left	1	
		from Chassis No. 117 000 001 up to 117 999 000	1	113, 114, 117, 118, 141-144, 151, 152
		from Chassis No. 118 000 001 up to 110 3100 000	1	
		from Chassis No. 111 2000 001	1	111, 112, 115, 116, 141-144; M 1

Key No.	Part No.	Description	Quantity	Type and model
-	111 501 164 C	Bearing housing - Rear axle, right up to Chassis No. 116 1021 300 use: 111 501 311 B up to Chassis No. 1 673 410	1	
-	311 501 164	* Bearing housing - Rear axle, right from Chassis No. 117 000 001 up to 117 999 000	1	111, 112, 115, 116; M 87, M 88, M 129, M 137, M 139
-	311 501 164 A	Bearing housing - Rear axle, right from Chassis No. 117 000 001 up to 117 999 000	1	113, 114, 117, 118, 141-144, 151, 152
		from Chassis No. 118 000 001 up to 110 3100 000	1	
		from Chassis No. 111 2000 001	1	111, 112, 115, 116, 141-144; M 1
12	N 12 801 1	Dowel pin, self-locking 10×40	2	
-	211 501 181	Bolt, hex. head up to Chassis No. 1 - 397 022	6	
-	361 501 189 A	Bumper stop - Spring plate, left from Chassis No. 2 528 668 up to 6 502 399	1	
13	131 501 189 A	Bumper stop - Spring plate, left from Chassis No. 115 000 001 up to 110 3100 000	1	
		from Chassis No. 111 2000 001	1	111, 112, 115, 116, 141, 144; M 1
-	361 501 190 A	Bumper stop - Spring plate, right from Chassis No. 2 528 668 up to 6 502 399	1	
-	131 501 190 A	Bumper stop - Spring plate, right from Chassis No. 115 000 001 up to 110 3100 000	1	
		from Chassis No. 111 2000 001	1	111, 112, 115, 116, 141-144; M 1
14/A 6	311 501 191	Rubber stop - Spring plate from Chassis No. 2 528 668	2	
15	N 10 127 1	Bolt, hex. head M 12×1.5×30 from Chassis No. 1 - 397 023 up to 110 3100 000	4	
		from Chassis No. 111 2000 001	4	111; 112, 115, 116, 141-144; M 1
-	N 10 137 1	Bolt, hex. head M 12×1.5×35 up to Chassis No. 116 1021 300	2	
		from Chassis No. 118 000 001	2	111, 112, 115, 116
16	N 10 138 1	Bolt, hex. head M 12×1.5×38 from Chassis No. 117 000 001 up to 117 999 000	2	
		from Chassis No. 118 000 001 up to 110 3100 000	2	113, 114, 117, 118, 151, 152
		from Chassis No. 111 2000 001	2	M 1



Key No.	Part No.	Description	Quantity	Type and model
17	N 11 531 1	Washer A 13	2	113, 114, 117, 118, 151, 152
		from Chassis No. 118 000 001 up to 110 3100 000	2	
		up to Chassis No. 117 999 000	4	111, 112, 115, 116; M 110
		from Chassis No. 118 000 001	2	M 1
		from Chassis No. 111 2000 001		
18	N 12 012 2	Lock washer B 12	6	111, 112, 115, 116, 141-144;
		up to Chassis No. 110 3100 000	6	M 1
		from Chassis No. 111 2000 001		
19	N 11 020 2	Nut, hex. M 12×1.5	6	111, 112, 115, 116, 141-144;
		up to Chassis No. 110 3100 000	6	M 1
		from Chassis No. 111 2000 001		
-	111 501 201 A	Rear axle shaft	2	
		up to Chassis No. 116 1021 300		
		001 blue		
		003 pink		
		007 yellow		
-	111 501 201 B *	Rear axle shaft	2	111, 112, 115, 116;
		from Chassis No. 117 000 001 up to 117 999 000		M 87, M 88, M 129,
		001 ₀ blue		M 137, M 139
		003 pink		
20	311 501 201 D	Rear axle shaft	2	113, 114 117, 118,
		from Chassis No. 117 000 001 up to 117 999 000,		141-144, 151, 152
		from Chassis No. 118 000 001 up to 110 3100 000	2	
		from Chassis No. 111 2000 001	2	111, 112, 115, 116, 141-144;
		001 blue		M 1
		003 pink		
		007 yellow		
A 7	113 501 211 *	Drive shaft	2	M 4
		up to Chassis No. 110 3100 000	2	M 4: 141-144
		up to Chassis No. 111 2485 953	2	113, 114, 117, 118, 151, 152;
		from Chassis No. 111 2000 001 up to 111 2485 953		M 1/M 4
-	113 501 211 B *	Drive shaft	2	113, 114, 117, 118, 151, 152;
		from Chassis No. 111 2485 954		M 1/M 4, M 4: 141-144
-	111 501 221	Nut, slotted - Rear axle shaft	2	
		up to Chassis No. 116 1021 300		
21	311 501 221	Nut, slotted - Rear axle shaft	2	
		from Chassis No. 117 000 001		
22	N 12 545 1	Cotter pin 5×45	2	

Key No.	Part No.	Description	Quantity	Type and model
A 8	113 501 229 A	* Screw, cheese head M 8×47 for joint	24	M 4: 141-144
		up to Chassis No. 110 3100 000	24	M 4
		from Chassis No. 111 2000 001	24	113, 114, 117, 118, 151, 152; M 1/M 4
A 9	113 501 231	* Rear wheel shaft	2	M 4: 141-144
		up to Chassis No. 110 3100 000	2	M 4
		from Chassis No. 111 2000 001	2	113, 114, 117, 118, 151, 152; M 1/M 4
A 10	113 501 243	* Distance tube between inner ball bearing and outer roller bearing	2	M 4: 141-144
		up to Chassis No. 110 3100 000	2	M 4
		from Chassis No. 111 2000 001	2	113, 114, 117, 118, 151, 152; M 1/M 4
-	113 501 269	* Protective cap - Constant velocity joint	x	M 4: 141-144
		up to Chassis No. 110 3100 000	x	M 4
		from Chassis No. 111 2000 001	x	113, 114, 117, 118, 151, 152; M 1/M 4
A 11	113 501 277 A	* Roller bearing, outer - Rear wheel	2	M 4: 141-144
		up to Chassis No. 110 3100 000	2	M 4
		from Chassis No. 111 2000 001	2	113, 114, 117, 118, 151, 152; M 1/M 4
23	111 501 281 A	Spacer (inner) - Rear wheel bearing	2	
		up to Chassis No. 110 3100 000	2	
		from Chassis No. 111 2000 001	2	111, 112, 115, 116, 141-144; M 1
A 12	113 501 283	* Ball bearing - Rear wheel	2	M 4: 141-144
		up to Chassis No. 110 3100 000	2	M 4
		from Chassis No. 111 2000 001	2	113, 114, 117, 118, 151, 152; M 1/M 4
A 13	N 12 319 1	* Lock ring 62×2	2	M 4: 141-144
		up to Chassis No. 110 3100 000	2	M 4
		from Chassis No. 111 2000 001	2	113, 114, 117, 118, 151, 152; M 1/M 4
24	311 501 283	Ball bearing - Rear wheel	2	
		up to Chassis No. 110 3100 000	2	
		from Chassis No. 111 2000 001	2	111, 112, 115, 116, 141-144; M 1
25	*111 501 286	Washer between ball bearing and spacer	2	
		up to Chassis No. 110 3100 000	2	
		from Chassis No. 111 2000 001	2	111, 112, 115, 116, 141-144; M 1
26	*111 501 291 3564 113 501 291 A	Gasket - Bearing cover	2	
		up to Chassis No. 110 3100 000	2	
		from Chassis No. 111 2000 001 up to 112 2166 140	2	111, 112, 115, 116, 141-144; M 1
A 14	113 501 291	* Gasket - Bearing cover	2	M 4: 141-144
		up to Chassis No. 110 3100 000	2	M 4
		from Chassis No. 111 2000 001 up to 112 2166 140	2	113, 114, 117, 118, 151, 152; M 1/M 4
-	113 501 291 A	Gasket - Bearing cover	2	
		from Chassis No. 112 2166 141	2	111, 112, 115, 116, 141-144; M 1



Key No.	Part No.	Description	Quantity	Type and model
-	113 501 291 B	Gasket - Bearing cover from Chassis No. 112 2166 141	2	113, 114, 117, 118, 151, 152; M 1/M 4
27	*111 501 296	Gasket between spacer and rear wheel bearing .. up to Chassis No. 110 3100 000 from Chassis No. 111 2000 001	2 2	111, 112, 115, 116, 141-144; M 1
28	111 501 303 B	Spacer (outer) - Rear wheel bearing up to Chassis No. 110 3100 000 from Chassis No. 111 2000 001	2 2	111, 112, 115, 116, 141-144; M 1
A 15	113 501 303	Spacer, outer - Rear wheel bearing up to Chassis No. 110 3100 000 from Chassis No. 111 2000 001	2 2 2	M 4: 141-144 M 4 113, 114, 117, 118, 151, 152; M 1/M 4
A 16	113 501 305	Spacer, inner - Rear wheel bearing up to Chassis No. 110 3100 000 from Chassis No. 111 2000 001	2 2 2	M 4: 141-144 M 4 113, 114, 117, 118, 151, 152; M 1/M 4
-	111 501 311	Cover - Rear wheel bearing up to Chassis No. 1 673 410	2	
-	111 501 311 B	Cover - Rear wheel bearing from Chassis No. 1 673 411 up to 6 502 399	2	
A 17	113 501 311	Cover - Rear wheel bearing up to Chassis No. 110 3100 000 from Chassis No. 111 2000 001	2 2 2	M 4: 141-144 M 4 113, 114, 117, 118, 151, 152; M 1/M 4
-	311 501 311 V S A 65-67 68 STICK	Cover - Rear wheel bearing from Chassis No. 115 000 001 up to 116 1021 300 from Chassis No. 117 000 001 up to 117 999 000	2 2	111, 112, 115, 116; M 87, M 88, M 129, M 137, M 139
29	311 501 311 B	Cover - Rear wheel bearing from Chassis No. 117 000 001 up to 117 999 000 from Chassis No. 118 000 001 up to 110 3100 000 from Chassis No. 111 2000 001 use: up to Chassis No. 111 2857 752 111 501 303 B, 113 501 315	2 2 2 2	113, 114, 117, 118, 141-144, 151, 152 111, 112, 115, 116, 141-144; M 1
30	*111 501 315 S S B Y 113 501 315	Oil seal (outer) - Rear wheel bearing up to Chassis No. 110 3100 000 from Chassis No. 111 2000 001 up to 111 2857 752	2 2	111, 112, 115, 116, 141-144; M 1

Key No.	Part No.	Description	Quantity	Type and model
A 18	113 501 315	Seal (outer) – Rear wheel bearing	2	M 4: 141-144
		up to Chassis No. 110 3100 000	2	M 4
		from Chassis No. 111 2000 001	2	113, 114, 117, 118, 151, 152;
		from Chassis No. 111 2857 753	2	M 1/M 4 111, 112, 115, 116, 141-144; M 1
-	113 501 315 F	Seal (inner) – Rear wheel bearing	2	M 4: 141-144
		up to Chassis No. 110 3100 000	2	M 4
		from Chassis No. 111 2000 001	2	113, 114, 117, 118, 151, 152; M 1/M 4
31	*211 501 315	Gasket – Bearing cover	2	
		from Chassis No. 115 000 001 up to 110 3100 000 from Chassis No. 111 2000 001	2	111, 112, 115, 116, 141-144; M 1
-	311 501 317	Washer 10.2×18	8	
		from Chassis No. 115 000 001		
32	*211 501 321	Oil thrower	2	
		from Chassis No. 115 000 001 up to 110 3100 000 from Chassis No. 111 2000 001	2	111, 112, 115, 116, 141-144; M 1
33/A 19	311 501 325	Bolt, hex. head M 10×35	8	
		use: up to Chassis No. 117 999 000, 311 501 317		
A 20	N 12 231 1	* Spring washer A 10	8	M 4: 141-144
		up to Chassis No. 110 3100 000	8	M 4
		from Chassis No. 111 2000 001	8	113, 114, 117, 118, 151, 152; M 1/M 4
34	N 12 230 2	Spring washer B 10	8	
		up to Chassis No. 110 3100 000 from Chassis No. 111 2000 001	8	111, 112, 115, 116, 141-144; M 1
A 21	113 501 327	* Concave washer – Drive shaft	4	M 4: 141-144
		up to Chassis No. 110 3100 000	4	M 4
		from Chassis No. 111 2000 001	4	113, 114, 117, 118, 151, 152; M 1/M 4
A 22	113 501 329	* Spacer plate	12	M 4: 141-144
		up to Chassis No. 110 3100 000	12	M 4
		from Chassis No. 111 2000 001	12	113, 114, 117, 118, 151, 152; M 1/M 4
A 23	113 517 279	* Circlip – Joint flange	4	M 4: 141-144
		up to Chassis No. 110 3100 000	4	M 4
		from Chassis No. 111 2000 001	4	113, 114, 117, 118, 151, 152; M 1/M 4
A 24	113 501 331	* Constant velocity joint	4	M 4: 141-144
		up to Chassis No. 110 3100 000	4	M 4
		from Chassis No. 111 2000 001	4	113, 114, 117, 118, 151, 152; M 1/M 4



Key No.	Part No.	Description	Quantity	Type and model
A 25	113 501 503 E SS 04 113 501 503 E	Control arm, left up to Chassis No. 110 3100 000 from Chassis No. 111 2000 001 Use 113 501 541 B	1 1	M 4: 141-144 M 4 113, 114, 117, 118, 151, 152; M 1/M 4
-	113 501 504 E * SS 04 113 501 504 E	Control arm, right up to Chassis No. 110 3100 000 from Chassis No. 111 2000 001 Use 113 501 541 B	1 1 1	M 4: 141-144 M 4 113, 114, 117, 118, 151, 152; M 1/M 4
A 26	113 501 533	* Spacer - Fitted bolt up to Chassis No. 110 3100 000 from Chassis No. 111 2000 001	4 4 4	M 4: 141-144 M 4 113, 114, 117, 118, 151, 152; M 1/M 4
A 27	113 501 535 A *	Fitted bolt - Control arm mounting up to Chassis No. 110 3100 000 from Chassis No. 111 2000 001	2 2 2	M 4: 141-144 M 4 113, 114, 117, 118, 151, 152; M 1/M 4
A 28	113 501 541 B * SS 04 113 501 541 B	Bonded rubber mounting - Control arm up to Chassis No. 110 3100 000 from Chassis No. 111 2000 001	4 4 4	M 4: 141-144 M 4 113, 114, 117, 118, 151, 152; M 1/M 4
A 29	N 10 140 2	* Bolt, hex. head M 12×1.5×40 up to Chassis No. 110 3100 000 up to Chassis No. 111 2424 621 from Chassis No. 111 2000 001 up to 111 2424 621	6 6 6	M 4 M 4: 141-144 113, 114, 117, 118, 151, 152; M 1/M 4
-	N 10 138 1	* Bolt, hex. head M 12×1.5×38 from Chassis No. 111 2424 622	6	113, 114, 117, 118, 151, 152; M 1/M 4, M 4: 141-144
A 30	N 10 120 2	* Bolt, hex. head M 12×1.5×20 up to Chassis No. 110 3100 000 up to Chassis No. 111 2424 621 from Chassis No. 111 2000 001 up to 111 2424 621	2 2 2	M 4 M 4: 141-144 113, 114, 117, 118, 151, 152; M 1/M 4
A 31	N 11 531 1	* Washer A 13 up to Chassis No. 110 3100 000 up to Chassis No. 111 2424 621 from Chassis No. 111 2000 001 up to 111 2424 621 from Chassis No. 111 2424 622	14 14 14 12	M 4 M 4: 141-144 113, 114, 117, 118, 151, 152; M 1/M 4 113, 114, 117, 118, 151, 152; M 1/M 4, M 4: 141-144
A 32	211 513 537	* Spring washer up to Chassis No. 110 3100 000 up to Chassis No. 111 2424 621 from Chassis No. 111 2000 001 up to 111 2424 621 from Chassis No. 111 2424 622	8 8 8 6	M 4 M 4: 141-144 113, 114, 117, 118, 151, 152; M 1/M 4 113, 114, 117, 118, 151, 152; M 1/M 4, M 4: 141-144
A 33	N 11 020 2	* Nut, hex. M 12×1.5 up to Chassis No. 110 3100 000 from Chassis No. 111 2000 001	6 6 6	M 4: 141-144 M 4 113, 114, 117, 118, 151, 152; M 1/M 4

Key No.	Part No.	Description	Quantity	Type and model
35	113 501 549	Rubber cover - Seal	2	
		from Chassis No. 117 000 001 up to 117 999 000	2	
		from Chassis No. 118 000 001 up to 119 381 000	2	113, 114, 117, 118, 141-144, 151, 152; M 52
36	361 501 575	Washer 8.8x30	2	
		from Chassis No. 117 000 001 up to 117 999 000	2	
		from Chassis No. 118 000 001 up to 110 3100 000	2	113, 114, 117, 118, 151, 152
		from Chassis No. 118 000 001	2	141-144; M 1, M 52
A 34	113 501 595	* Bracket - Brake cable	2	M 4; 141-144
		up to Chassis No. 110 3100 000	2	M 4
		from Chassis No. 111 2000 001	2	113, 114, 117, 118, 151, 152; M 1/M 4
37	111 501 615	Brake drum, rear (5 hole type)	2	111-118, 141, 143, 151, 152
		up to Chassis No. 1 673 410	2	
		from Chassis No. 1 673 411 up to 4 630 937	2	111, 112, 115, 116
38	113 501 615 D	* Brake drum, rear (5 hole type)	2	113, 114, 117, 118, 141-144, 151, 152
		from Chassis No. 1 673 411 up to 4 630 937	2	
		from Chassis No. 4 630 938 up to 116 1021 300	2	
		from Chassis No. 117 000 001 up to 117 999 000	2	111, 112, 115, 116; M 87, M 88, M 129, M 137, M 139
39	113 501 615 G SS by 113 501 615 J	Brake drum, rear (4 hole type)	2	113, 114, 117, 118, 141-144, 151, 152
		from Chassis No. 117 000 001 up to 117 999 000	2	
		from Chassis No. 118 000 001	2	
-	113 501 615 H	* Brake drum, rear (reinforced) (5 hole type)	x	113, 114, 117, 118, 141-144, 151, 152
		from Chassis No. 1 673 411 up to 4 630 937	x	
		from Chassis No. 4 630 938 up to 116 1021 300	x	
		from Chassis No. 117 000 001 up to 117 999 000	x	111, 112, 115, 116; M 87, M 88, M 129, M 137, M 139
40	111 501 631	Oil deflector - Brake drum	2	
		up to Chassis No. 6 502 399	2	
41		no longer available superseded by: 113 501 737 A		
42	113 501 737 A	Rubber stop - Operating rod	2	
		from Chassis No. 117 000 001 up to 117 999 000	2	
		from Chassis No. 118 000 001 up to 110 3100 000	2	113, 114, 117, 118, 151, 152
		from Chassis No. 118 000 001	2	141-144; M 1, M 52
43	113 501 753	Guide - Operating rod	2	
		from Chassis No. 117 000 001 up to 117 999 000	2	
		from Chassis No. 118 000 001 up to 110 3100 000	2	113, 114, 117, 118, 151, 152
		from Chassis No. 118 000 001	2	141-144; M 1, M 52



Key No.	Part No.	Description	Quantity	Type and model
44	113 501 805	Equalizer spring		
		from Chassis No. 117 000 001 up to 117 999 000	1	
		from Chassis No. 118 000 001 up to 110 3100 000	1	113, 114, 117, 118, 151, 152
		from Chassis No. 118 000 001	1	141-144; M 1, M 52
45	113 501 809	Support inner - Equalizer spring		
		from Chassis No. 117 000 001 up to 117 999 000	2	
		from Chassis No. 118 000 001 up to 110 3100 000	2	113, 114, 117, 118, 151, 152
		from Chassis No. 118 000 001	2	141-144; M 1, M 52
46	113 501 811	Support outer - Equalizer spring		
		from Chassis No. 117 000 001 up to 117 999 000	2	
		from Chassis No. 118 000 001 up to 110 3100 000	2	113, 114, 117, 118, 151, 152
		from Chassis No. 118 000 001	2	141-144; M 1, M 52
47	113 501 813	Rubber bush - Equalizer spring		
		from Chassis No. 117 000 001 up to 117 999 000	2	
		from Chassis No. 118 000 001 up to 110 3100 000	2	113, 114, 117, 118, 151, 152
		from Chassis No. 118 000 001	2	141-144; M 1, M 52
48	N 12 008 2	Lock washer B B		
		from Chassis No. 117 000 001 up to 117 999 000	4	
		from Chassis No. 118 000 001 up to 110 3100 000	4	113, 114, 117, 118, 151, 152
		from Chassis No. 118 000 001	4	141-144; M 1, M 52
49	N 11 008 8	Nut, hex. M 8		
		from Chassis No. 117 000 001 up to 117 999 000	4	
		from Chassis No. 118 000 001 up to 110 3100 000	4	113, 114, 117, 118, 151, 152
		from Chassis No. 118 000 001	4	141-144; M 1, M 52
50	113 501 815	Rubber tubing - Equalizer spring		
		from Chassis No. 117 000 001 up to 117 999 000	1	
		from Chassis No. 118 000 001 up to 110 3100 000	1	113, 114, 117, 118, 151, 152
		from Chassis No. 118 000 001	1	141-144; M 1, M 52
51		no longer available: superseded by: 113 501 819 A		
52	113 501 819 A	Operating rod, left		
		from Chassis No. 117 000 001 up to 117 999 000	1	
		from Chassis No. 118 000 001 up to 110 3100 000	1	113, 114, 117, 118, 151, 152
		from Chassis No. 118 000 001	1	141-144; M 1, M 52
		use: 113 501 833 up to Chassis No. 119 381 000		
-	113 501 820 A	Operating rod, right		
		from Chassis No. 117 000 001 up to 117 999 000	1	
		from Chassis No. 118 000 001 up to 110 3100 000	1	113, 114, 117, 118, 151, 152
		from Chassis No. 118 000 001	1	141-144; M 1, M 52
		use: 113 501 833 up to Chassis No. 119 381 000		

Key No.	Part No.	Description	Quantity	Type and model
53	113 415 431 A	Nut, hex. M 8 (self locking)	4	
		from Chassis No. 117 000 001 up to 117 999 000	2	113, 114, 117, 118, 151, 152
		from Chassis No. 118 000 001 up to 110 3100 000	2	141-144; M 1, M 52
54	113 501 825	Plate - Damping ring	2	
		from Chassis No. 117 000 001 up to 117 999 000	1	113, 114, 117, 118, 141-144, 151, 152; M 52
55	113 501 831	Sleeve lower - Operating rod	2	
		from Chassis No. 117 000 001 up to 117 999 000	2	113, 114, 117, 118, 141-144, 151, 152; M 52
56	113 501 832	Sleeve upper - Operating rod	2	
		from Chassis No. 117 000 001 up to 117 999 000	2	113, 114, 117, 118, 141-144, 151, 152; M 52
57	113 501 833	Lever - Equalizer spring	2	
		from Chassis No. 119 381 001 up to 110 3100 000	2	113, 114, 117, 118, 151, 152 141-144; M 1, M 52
58	111 413 371 A	Bush - Rubber grommet	2	
		from Chassis No. 119 381 001 up to 110 3100 000	2	113, 114, 117, 118, 151, 152 141-144; M 1, M 52
59	111 413 381 A	Rubber grommet - Lever	2	
		from Chassis No. 119 381 001 up to 110 3100 000	2	113, 114, 117, 118, 151, 152 141-144; M 1, M 52
60	113 501 835	Damping ring - Operating rod	4	
		from Chassis No. 117 000 001 up to 117 999 000	4	113, 114, 117, 118, 141-144, 151, 152; M 52
61	113 501 839	Guide - Operating rod, left	1	
		from Chassis No. 117 000 001 up to 117 999 000	1	113, 114, 117, 118, 151, 152
		from Chassis No. 118 000 001 up to 110 3100 000	1	141-144; M 1, M 52
-	113 501 840	Guide - Operating rod, right	1	
		from Chassis No. 117 000 001 up to 117 999 000	1	113, 114, 117, 118, 151, 152
		from Chassis No. 118 000 001 up to 110 3100 000	1	141-144; M 1, M 52
62	113 501 845	Lever, left - Equalizer spring	1	
		from Chassis No. 117 000 001 up to 117 999 000	1	113, 114, 117, 118, 141-144, 151, 152; M 52
-	113 501 846	Lever, right - Equalizer spring	1	
		from Chassis No. 117 000 001 up to 117 999 000	1	113, 114, 117, 118, 141-144, 151, 152; M 52
		from Chassis No. 118 000 001 up to 119 381 000	1	



Key No.	Part No.	Description	Quantity	Type and model
63	N 11 152 1	Nut, hex. M 8×1 from Chassis No. 117 000 001 up to 117 999 000 from Chassis No. 118 000 001 up to 110 3100 000 from Chassis No. 118 000 001	2 2 1	113, 114, 117, 118, 151, 152 141-144; M 1, M 52
64	N 14 727 1	Screw, cheese head M 8×1×18 from Chassis No. 117 000 001 up to 117 999 000 from Chassis No. 118 000 001 up to 110 3100 000	2 2	113, 114, 117, 118, 141-144, 151, 152; M 52
65	113 501 849	Washer between equalizer spring and mounting bracket inner from Chassis No. 117 000 001 up to 117 999 000 from Chassis No. 118 000 001 up to 110 3100 000 from Chassis No. 118 000 001	2 2 2	113, 114, 117, 118, 151, 152 141-144; M 1, M 52
66	113 501 899	Bolt M 12×1.5×50 from Chassis No. 119 381 001 up to 110 3100 000 from Chassis No. 119 381 001	2 2	113, 114, 117, 118, 151, 152 141-144; M 1, M 52
-	113 501 899 A	Screw, cheese head M 8×1×20 from Chassis No. 111 2000 001	2	141-144; M 1, M 52
67	N 12 012 2	Lock washer B 12 from Chassis No. 119 381 001 up to 110 3100 000 from Chassis No. 119 381 001	2 2	113, 114, 117, 118, 151, 152 141-144; M 1, M 52
68	N 11 162 1	Nut, hex. M 12×1.5 from Chassis No. 119 381 001 up to 110 3100 000 from Chassis No. 119 381 001	2 2	113, 114, 117, 118, 151, 152 141-144; M 1, M 52

REAR SUSPENSION

-	111 511 109	Torsion bar (25 mm dia.) up to Chassis No. 1 - 397 022	2	
-	111 511 111 A	Torsion bar (24 mm dia.) from Chassis No. 1 - 397 023 up to 2 528 667	2	
-	111 511 115	Torsion bar 22 mm dia., rear, left from Chassis No. 2 528 668 up to 116 1021 300 from Chassis No. 117 483 306 up to 117 999 000 from Chassis No. 118 000 001	1 1 1	M 86 111, 112, 115, 116; M 110
69	113 511 115	Torsion bar 21 mm dia., rear, left from Chassis No. 117 000 001 up to 117 999 000 from Chassis No. 118 000 001 up to 110 3100 000 from Chassis No. 118 000 001	1 1 1	113, 114, 117, 118, 151, 152 141-144; M 1, M 52
-	311 511 115	Torsion bar 23 mm dia.×626 - 24 ²¹ / ₃₂ in., rear, .. left (marked with 1 white paint ring) from Chassis No. 110 2141 186	1	M 6

Key No.	Part No.	Description	Quantity	Type and model
A 35	311 511 115 D *	Torsion bar 22×676 – 26 5/8 in., rear, left	1	M 4: 141-144
		up to Chassis No. 110 3100 000	1	M 4
		from Chassis No. 111 2000 001	1	113, 114, 117, 118, 151, 152; M 1/M 4
-	111 511 116	Torsion bar 22 mm dia., rear, right		
		from Chassis No. 2 528 668 up to 116 1021 300	1	
		from Chassis No. 117 483 306 up to 117 999 000	1	M 86
		from Chassis No. 118 000 001	1	111, 112, 115, 116; M 110
-	113 511 116	Torsion bar, 21 mm dia., rear, right		
		from Chassis No. 117 000 001 up to 117 999 000	1	
		from Chassis No. 118 000 001 up to 110 3100 000	1	113, 114, 117, 118, 151, 152
		from Chassis No. 118 000 001	1	141-144; M 1, M 52
-	311 511 116	Torsion bar 23 mm dia.×626 – 24 21/32 in., rear, ..	1	M 6
		right		
		(marked with 1 white paint ring)		
		from Chassis No. 110 2141 186		
-	311 511 116 D *	Torsion bar 22×676 – 26 5/8 in., rear, right	1	M 4: 141-144
		up to Chassis No. 110 3100 000	1	M 4
		from Chassis No. 111 2000 001	1	113, 114, 117, 118, 151, 152; M 1/M 4
-	111 511 205	Spring plate	2	
		up to Chassis No. 1 – 397 022		
70	111 511 205 A	Spring plate		
		from Chassis No. 1 – 397 023 up to 2 528 667	2	
		from Chassis No. 110 2141 186	2	M 6
71	111 511 205 B	Spring plate		
		from Chassis No. 2 528 668 up to 110 3100 000	2	
		from Chassis No. 111 2000 001	2	111, 112, 115, 116, 141-144; M 1
A 36	113 511 205 *	Twin leaf spring plate, left		
		up to Chassis No. 110 3100 000	1	M 4
		up to Chassis No. 111 2424 621	1	M 4: 141-144
		from Chassis No. 111 2000 001 up to 111 2424 621	1	113, 114, 117, 118, 151, 152; M 1/M 4
-	113 511 205 B *	Spring plate, left	1	113, 114, 117, 118, 151, 152; M 1/M 4, M 4: 141-144
		from Chassis No. 111 2424 622		
-	113 511 206 *	Twin leaf spring plate, right		
		up to Chassis No. 110 3100 000	1	M 4
		up to Chassis No. 111 2424 621	1	M 4: 141-144
		from Chassis No. 111 2000 001 up to 111 2424 621	1	113, 114, 117, 118, 151, 152; M 1/M 4
-	113 511 206 B *	Spring plate, right	1	113, 114, 117, 118, 151, 152; M 1/M 4, M 4: 141-144
		from Chassis No. 111 2424 622		
72	N 11 605 1	Expansion plug 38	2	
		Spring plate 111 511 205 A		

Key No.	Part No.	Description	Quantity	Type and model
73	113 511 219	Cover - Spring plate hub	2	
		up to Chassis No. 1 - 397 022	2	
		from Chassis No. 2 528 668 up to 110 3100 000	2	
		from Chassis No. 111 2000 001	2	111, 112, 115, 116, 141-144;
		use:		M 1
		111 511 245 E up to Chassis No. 118 1016 100		
74	311 511 219	Cover - Spring plate hub	2	
		from Chassis No. 1 - 397 023 up to 2 528 667		
		use:		
		111 511 245 E		
A 37	113 511 219 A *	Cover - Spring plate hub	2	M 4
		up to Chassis No. 110 3100 000	2	M 4: 141-144
		up to Chassis No. 111 2424 621	2	113, 114, 117, 118, 151, 152;
		from Chassis No. 111 2000 001 up to 111 2424 621	2	M 1/M 4
		use:		
		111 511 245 E up to Chassis No. 118 1016 100		
-	311 511 219 *	Cover - Spring plate hub	2	M 6
		from Chassis No. 110 2141 186	2	113, 114, 117, 118, 151, 152;
		from Chassis No. 111 2424 622		M 1/M 4, M 4: 141-144
-	111 511 221	Cover - Spring plate hub 111 511 205 A	2	
-	N 11 655 2	Washer 11.5	8	
-	N 10 230 3	Bolt, hex. head BM 10×30 K -	8	
		Cover 111 511 225/A		
75/A 38	N 12 010 2	Lock washer B 10	8	
-	N 10 059 1 *	Bolt, hex. head M 10×18 -	8	
		up to Chassis No. 118 1016 100	8	113, 114, 117, 118, 151, 152;
		from Chassis No. 111 2424 622		M 1/M 4, M 4: 141-144
76	N 10 252 4	Bolt, hex. head M 10×20 -	8	
		from Chassis No. 119 000 001 up to 110 3100 000	8	111, 112, 115, 116, 141-144;
		from Chassis No. 111 2000 001		M 1
77	111 511 245 A	Rubber bush - Spring plate hub	4	
		up to Chassis No. 2 528 667		
-	111 511 245 D *	Rubber bush, outer - Spring plate hub	2	M 4
		up to Chassis No. 118 1016 100		

Key No.	Part No.	Description	Quantity	Type and model
A 39	111 511 245 E	Rubber bush, outer - Spring plate hub from Chassis No. 119 000 001 use: up to Chassis No. 118 1016 100 113 511 219 A	2	
A 40	N 10 020 1	* Bolt, hex. head M 10×38 up to Chassis No. 110 3100 000 up to Chassis No. 111 2424 621 from Chassis No. 111 2000 001 up to 111 2424 621	8 8 8	M 4 M 4: 141-144 113, 114, 117, 118, 151, 152; M 1/M 4
78	311 511 245	Rubber bush, left outer and right inner - Spring plate hub from Chassis No. 2 528 668 up to 118 1016 100 Rubber bush, right inner from Chassis No. 118 071 440 up to 118 1016 100 from Chassis No. 119 000 001	2 1 1	M 9
A 41	311 511 246	Rubber bush, left inner and right outer - Spring plate hub from Chassis No. 2 528 668 up to 118 1016 100 Rubber bush, left inner from Chassis No. 118 071 440 up to 118 1016 100 from Chassis No. 119 000 001	2 1 1	M 9

SHOCK ABSORBER

-	111 513 031	Shock absorber, rear up to Chassis No. 1 - 397 022	2	
-	111 513 031 C	Shock absorber, rear (111 513 031 C/D, 111 513 035 A are supplied) from Chassis No. 1 - 397 023 up to 3 250 899	2	
-	111 498 121	1 set of grommets with bushes for adjustable shock absorber 111 513 031 E	1	
-	111 513 031 G	Shock absorber, rear (111 513 031 F/G/L, 111 513 035 B are supplied) from Chassis No. 3 250 900 up to 5 813 841	2	
-	111 513 031 N	Shock absorber, rear (111 513 031 N/P/Q/R, 111 513 035, 113 513 031 C are supplied) from Chassis No. 5 813 842 up to 117 109 286	2	
79	113 513 031 G	Shock absorber, rear (113 513 031 F/G/H/J/Q are supplied) from Chassis No. 117 109 287 up to 110 3100 000 from Chassis No. 111 2000 001	2 2	

USE
↓

LATE 67
1968 Shock
Swift

111, 112, 115, 116, 141-144;
M 1 Not for USA



Key No.	Part No.	Description	Quantity	Type and model
-	113 513 031 M	Shock absorber rear (heavy duty) (111 513 031 J/K/M are supplied) from Chassis No. 1 - 397 023 up to 110 3100 000 from Chassis No. 111 2000 001	2 2	M 103 M 103: 111, 112, 115, 116, 141-144; M 1
A 42	113 513 031 N *	Shock absorber, rear (113 513 031 N/P/S are supplied) up to Chassis No. 110 3100 000 from Chassis No. 111 2000 001	2 2 2	M 4: 141-144 M 4 113, 114, 117, 118, 151, 152; M 1/M 4
-	113 513 031 R	Shock absorber, rear (adjustable) from Chassis No. 1 - 397 023 up to 110 3100 000 from Chassis No. 111 2000 001	2 2	111, 112, 115, 116, 141-144; M 1
-	113 513 031 T *	Shock absorber, rear (adjustable) up to Chassis No. 110 3100 000 from Chassis No. 111 2000 001	2 2 2	M 4: 141-144 M 4 113, 114, 117, 118, 151, 152; M 1/M 4
-	113 513 035 *	Shock absorber, rear (heavy duty) up to Chassis No. 110 3100 000 from Chassis No. 111 2000 001	2 2 2	M 4/M 103: 141-144; M 9/M 103 M 4/M 103 M 103: 113, 114, 117, 118, 151, 152; M 1/M 4/M 103
-	113 513 041	Shock absorber, rear (adjustable) with auxiliary spring from Chassis No. 1 - 397 023 up to 110 3100 000 from Chassis No. 111 2000 001	2 2	111, 112, 115, 116, 141-144; M 1
-	113 513 041 A *	Shock absorber, rear (adjustable) with auxiliary spring up to Chassis No. 110 3100 000 from Chassis No. 111 2000 001	2 2 2	M 4: 141-144 M 4 113, 114, 117, 118, 151, 152; M 1/M 4
80	111 413 371 A	Bush - Grommet - Shock absorbers 111 513 031/C/D/F/G/N/P/Q, 113 513 031 F/G/H/J/N/P/R/S/035	4	
-	113 513 371	Bush - Grommet - Shock absorbers 113 513 031 N/P	2	
-	311 513 371	Bush - Grommet - Shock absorber 113 513 035 ..	2	
81	111 413 381 A	Grommet - Shock absorbers 111 513 031/C/D/F/G/J/N/P/Q 113 513 031 F/G/H/J/N/P/R/S/035	4	
-	111 413 381 B	Grommet - Shock absorber 111 513 031 B	4	
-	311 513 381	Grommet - Shock absorber 113 513 035	2	
-	111 513 475 A	Bolt, hex. head M 12×1.5×87 - Shock absorber mounting from Chassis No. 1 - 397 023 up to 2 228 827	4	

Key No.	Part No.	Description	Quantity	Type and model
82	361 501 569	Bolt, hex. head M 12×1.5×80 - Shock absorber mounting up to Chassis No. 1 - 397 022 and from Chassis No. 2 228 828 up to 110 21200 000 from Chassis No. 111 2000 001	4 4	111, 112, 115, 116, 141-144; M 1
		Shock absorber mounting, upper from Chassis No. 118 071 440 up to 110 21200 000 from Chassis No. 111 2000 001	2 2 2	M 4; 141-144 M 4 113, 114, 117, 118, 151, 152; M 1/M 4
-	N 10 156 3	Bolt, hex. head M 12×1.5×70 - Shock absorber mounting, lower up to Chassis No. 110 21200 000 from Chassis No. 111 2000 001	2 2 2	M 4; 141-144 M 4 113, 114, 117, 118, 151, 152; M 1/M 4
83	113 101 129	Washer 12.2×22	4	
84	N 12 012 2	Lock washer B 12	4	
85	N 11 020 2 SDY N 11 020 3	Nut, hex. M 12×1.5	4	
86	111 513 401	Bush - Shock absorber grommet (lever type shock absorber) up to Chassis No. 1 - 244 053	4	
87	111 413 381	Grommet - Lever type shock absorber up to Chassis No. 1 - 244 053	4	
88	N 12 232 1	Spring washer B 12 up to Chassis No. 1 - 244 053	4	
89	311 513 471	Bolt, hex. head M 12×1.5×50 up to Chassis No. 1 - 244 053	4	
-	411 513 481	Nut, hex. M 12×1.5 self locking (see page 4-18)	4	
90		no longer available		
91	N 10 335 4	Bolt, hex. hd. M 8×35 up to Chassis No. 1 - 244 053	4	
92	N 12 228 2	Spring washer B 8 up to Chassis No. 1 - 244 053	4	
93	N 11 008 8	Nut, hex. M 8 up to Chassis No. 1 - 244 053	4	

Key No.	Part No.	Description	Quantity	Type and model
94	111 513 495	Eye bolt up to Chassis No. 1 - 244 053	2	
95	N 12 232 1	Spring washer B 12 up to Chassis No. 1 - 244 053	2	
96	N 11 020 2	Nut, hex. M 12×1.5 up to Chassis No. 1 - 244 053	4	
-	111 513 497	Mounting plate - Shock absorber, rear, left up to Chassis No. 1 - 397 022	1	
-	111 513 498	Mounting plate - Shock absorber, rear, right up to Chassis No. 1 - 397 022	1	
-	N 11 212 2	Nut, slotted M 12×1.5 up to Chassis No. 1 - 397 022	2	
-	N 12 532 1	Coffer pin 3×25 up to Chassis No. 1 - 397 022	2	
-	311 513 471	Bolt, hex. head M 12×1.5×50 up to Chassis No. 1 - 397 022	2	

10
17

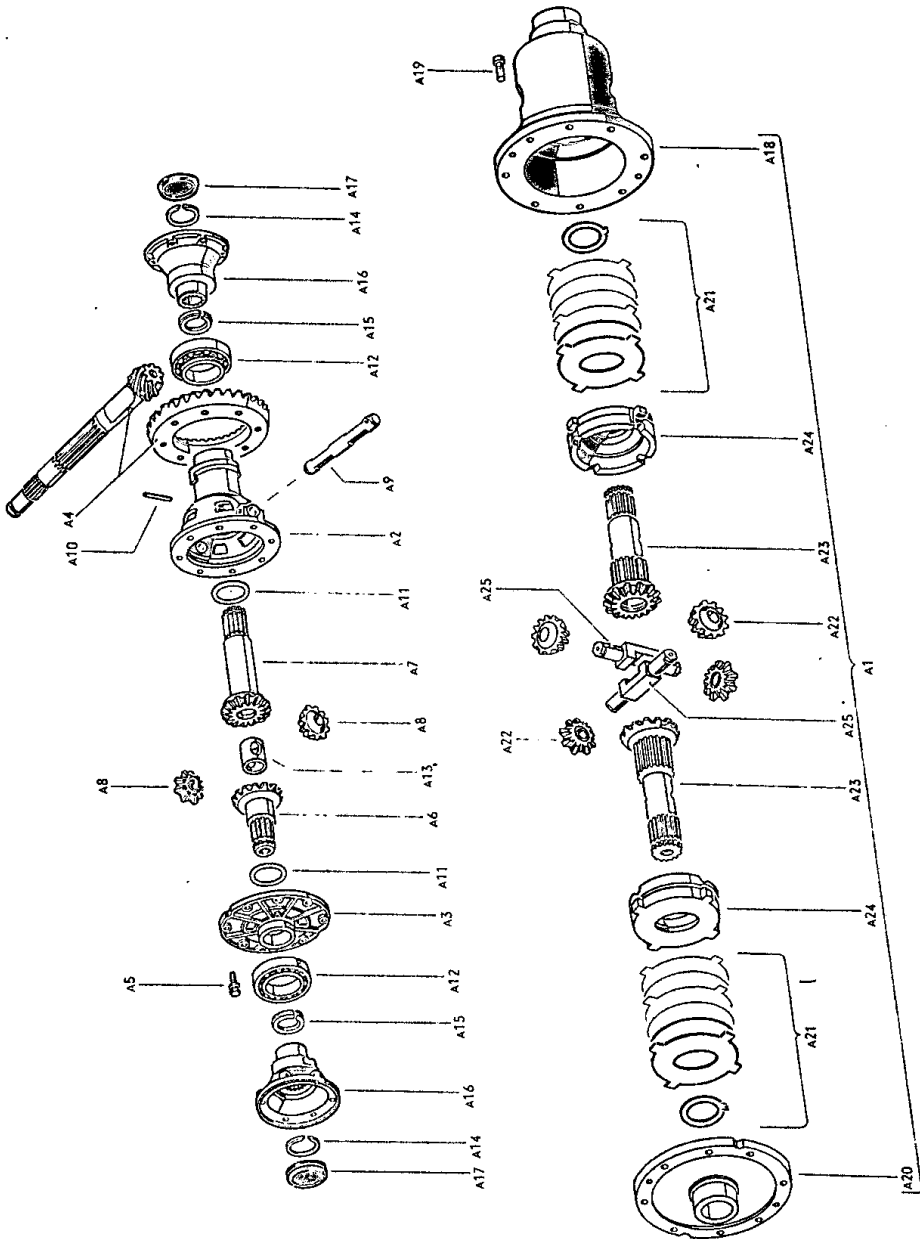


313



000000





Key No.	Part No.	Description	Quantity	Type and model
DIFFERENTIAL				
(non-synchromesh and synchromesh transmission)				
up to Chassis No. 3 192 506				111-118, 141-144, 151, 152,
from Chassis No. 3 192 507 up to 115 247 528				111, 112, 115, 116
1	111 517 121 A	Differential housing	1	
2	111 517 135 A	Cover – Differential housing	1	
3	111 517 141	Ring gear and drive pinion unit 7 : 31	1	111, 112, 115, 116
–	113 517 141 B	Ring gear and drive pinion unit 7 : 31	1	113, 114, 117, 118, (synchromesh) 141-144, 151, 152 (use 113 309 231 from Chassis No. 1 726 005)
–	111 517 145	Bolt, hex. head M 10×20 – Ring gear	6	111-118, 151, 152
4	111 517 145 A	Bolt, hex. head M 10×25 – Ring gear	6	
5	111 598 081	1 set of differential pinions	1	
		001 blue		
		003 pink		
6	111 517 177	Shaft – Differential pinion	1	
7	111 517 181	Lock pin – Differential pinion shaft	1	
8	111 517 185	Ball bearing – Differential	2	
9	113 517 191	Fulcrum plate – Rear axle shaft	4	
–	113 517 193	Fulcrum plate (oversize) – Rear axle shaft	×	
10	111 517 201	Shim 2.9 mm – Differential	×	
–	111 517 203	Shim 3.0 mm – Differential	×	
–	111 517 205	Shim 3.1 mm – Differential	×	
–	111 517 207	Shim 3.2 mm – Differential	×	



Key No.	Part No.	Description	Quantity	Type and model
-	111 517 209	Shim 3.3 mm - Differential	x	
-	111 517 211	Shim 3.4 mm - Differential	x	
-	111 517 213	Shim 3.5 mm - Differential	x	
-	111 517 215	Shim 3.6 mm - Differential	x	
-	111 517 217	Shim 3.7 mm - Differential	x	
-	111 517 219	Shim 3.8 mm - Differential	x	
-	111 517 221	Shim 3.9 mm - Differential	x	
-	111 517 223	Shim 4.0 mm - Differential	x	
-	111 517 225	Shim 4.1 mm - Differential	x	
-	111 517 227	Shim 4.2 mm - Differential	x	
-	111 517 229	Shim 4.3 mm - Differential	x	
-	111 517 231	Shim 4.4 mm - Differential	x	
-	111 517 233	Shim 4.5 mm - Differential	x	
11	111 517 245	Shim 0.25 mm - Differential	x	

Key No.	Part No.	Description	Quantity	Type and model
DIFFERENTIAL, LIMITED SLIP DIFFERENTIAL (fully synchronized transmission and Automatic)				
		from Chassis No. 3 192 507 up to 115 247 528		113, 114, 117, 118, 141-144, 151, 152
		from Chassis No. 115 247 529		111-118, 141-144, 151, 152
		from Chassis No. 118 071 440		M 9, M 9/M 220: 113, 114, 117, 118, 141-144, 151, 152
		from Chassis No. 119 000 001		M 4, M 4/M 220: 113, 117, 141, 143, 151
		from Chassis No. 119 000 001		M 9/M 87, M 9/M 87/M 220: 113, 114, 117, 118, 151, 152
		from Chassis No. 110 2000 001		M 9/M 52, M 9/M 52/M 220: 111, 112, 115, 116
		from Chassis No. 111 2000 001		M 1/M 220; M 1/M 4/M 220; M 1/M 9/M 220; M 1/M 9/M 87/M 220; M 220
A 1	001 517 025	Limited slip differential	1	M 9/M 220
		up to Chassis No. 110 3100 000	1	M 4/M 220
		from Chassis No. 111 2000 001	1	M 220; M 1/M 9/M 220; M 4/M 220: 141-144
(12)	181 517 025	Limited slip differential	1	M 220
		up to Chassis No. 110 3100 000	1	M 1/M 220;
		from Chassis No. 111 2000 001	1	M 220: 141-144
		up to December 1971		
12	181 517 025 A	Limited slip differential	1	M 220: 111, 112, 115, 116; M 1/M 220; M 220: 141-144
		from Chassis No. January 1972		
-	113 301 179 C	Final drive cover, left	1	M 220
-	113 301 180 C	Final drive cover, right	1	M 220
-	113 517 121 C	Differential housing	1	111, 112, 115, 116; M 5, M 87, M 88, M 129
		up to Chassis No. 116 1021 300	1	
		from Chassis No. 117 000 001 up to 117 302 652	1	
		(113 517 145 B is also required)		
13	113 517 121 D	Differential housing	1	113, 114, 117, 118, 141-144, 151, 152
		from Chassis No. 117 000 001 up to 117 302 652	1	
		from Chassis No. 117 302 653 up to 110 3100 000	1	
		from Chassis No. 111 2000 001	1	111, 112, 115, 116, 141-144; M 1
A 2	113 517 121 F	Differential housing	1	M 4: 141-144; M 9
		up to Chassis No. 110 3100 000	1	M 4
		from Chassis No. 111 2000 001	1	113, 114, 117, 418, 151, 152; M 1/M 4
A 3	113 517 135	Cover - Differential housing	1	M 4: 141-144; M 9
		up to Chassis No. 110 3100 000	1	M 4
		from Chassis No. 111 2000 001	1	113, 114, 117, 118, 151, 152; M 1/M 4



Key No.	Part No.	Description	Quantity	Type and model
A 4	001 517 143 B	Ring gear and drive pinion unit 8 : 35 up to Chassis No. 110 3100 000 from Chassis No. 111 2000 001	1 1	M 9 M 9/M 52/M 610; M 1/M 9/M 87
		use: up to Chassis No. 110 2532 525: 113 311 275 C		
-	001 517 143 C	Ring gear and drive pinion unit 8 : 33 from Chassis No. 111 2000 001	1	M 9: 113, 114, 117, 118, 141-144, 151, 152
A 5	N 90 112 1	Bolt, hex. head M 10×28.5 up to Chassis No. 110 3100 000 from Chassis No. 111 2000 001	8 8 8	M 4: 141-144; M 9 M 4 113, 114, 117, 118, 151, 152; M 1/M 4
-	113 517 143 B	Ring gear and drive pinion unit 8 : 35 up to Chassis No. 116 1021 300 from Chassis No. 117 000 001 up to 117 302 652	1 1	111, 112, 115, 116; M 5, M 87, M 88, M 129
-	211 517 143 A	Ring gear and drive pinion unit 8 : 35 from Chassis No. 117 302 653 up to 118 258 722	1	111, 112, 115, 116; M 5, M 87, M 88, M 129
-	113 517 143 N	Ring gear and drive pinion unit 8 : 35 from Chassis No. 118 258 723 use: up to Chassis No. 110 2532 525: 113 311 275 C	1	111, 112, 115, 116; M 52, M 87, M 88
-	181 517 143	Ring gear and drive pinion unit 8 : 31 from Chassis No. 141 2000 001 up to 141 3200 000	1	141-144; M 4: 141-144
-	181 517 143 C	Ring gear and drive pinion unit 8 : 31 from Chassis No. 142 2000 001	1	141-144; M 4: 141-144
-	311 517 143	Ring gear and drive pinion unit 8 : 33 from Chassis No. 117 000 001 up to 118 258 722	1	113, 114, 117, 118, 141-144, 151, 152
14	311 517 143 D	Ring gear and drive pinion unit 8 : 33 from Chassis No. 118 258 723 up to 110 3100 000 from Chassis No. 111 2000 001	1 1	113, 114, 117, 118, 141-144, 151, 152; M 4 113, 114, 117, 118, 151, 152; M 1/M 4
		use: up to Chassis No. 110 2532 525: 113 311 275 C		
-	113 517 145	Bolt, hex. head M 10×18 - Ring gear up to Chassis No. 116 1021 300 up to Chassis No. 117 302 652	6 6	113, 114, 117, 118, 141-144, 151, 152 111, 112, 115, 116; M 5, M 87, M 88, M 129



Key No.	Part No.	Description	Quantity	Type and model
15	113 517 145 B	Bolt, hex. head (self locking) – Ring gear from Chassis No. 117 000 001 up to 110 3100 000 from Chassis No. 117 000 001 from Chassis No. 117 302 653	8 8 8	113, 114, 117, 118, 151, 152 141-144 111, 112, 115, 116; M 1, M 5, M 87, M 88, M 129
16	111 517 157 B	Side gear – Differential from Chassis No. March 1972 001 blue 002 green 003 pink	2	111, 112, 115, 116, 141-144; M 1
(16)	113 517 157	Side gear – Differential up to Chassis No. 110 3100 000 from Chassis No. 111 2000 001 up to February 1972 001 blue 003 pink 007 yellow	2 2	111, 112, 115, 116, 141-144; M 1
A 6	113 517 157 B	Differential side gear, left up to Chassis No. 110 3100 000 from Chassis No. 111 2000 001	1 1 1	M 4: 141-144; M 9 M 4 113, 114, 117, 118, 151, 152; M 1/M 4
A 7	113 517 158	Differential side gear, right	1	M 9
(A 7)	113 517 158 A	Differential side gear, right up to Chassis No. 110 3100 000 from Chassis No. 111 2000 001	1 1 1	M 4: 141-144; M 9 M 4 113, 114, 117, 118, 151, 152; M 1/M 4
17/A 8	111 517 169	Pinion – Differential up to Chassis No. February 1972	2	
-	113 517 169 A	Pinion – Differential from Chassis No. March 1972	2	
18	113 517 167 C	Thrust washer 4.0 mm – Differential up to Chassis No. 110 3100 000 from Chassis No. 111 2000 001	× ×	111, 112, 115, 116, 141-144; M 1
(18)	113 517 167 D	Thrust washer 4.1 mm – Differential up to Chassis No. 110 3100 000 from Chassis No. 111 2000 001	× ×	111, 112, 115, 116, 141-144; M 1
(18)	113 517 167 E	Thrust washer 3.9 mm – Differential up to Chassis No. 110 3100 000 from Chassis No. 111 2000 001	× ×	111, 112, 115, 116, 141-144; M 1
(18)	113 517 167 H	Thrust washer 4.2 mm – Differential	×	
19	N 12 320 1	Lockring 65×2.5 up to Chassis No. 110 3100 000 from Chassis No. 111 2000 001	2 2	111, 112, 115, 116, 141-144; M 1



Key No.	Part No.	Description	Quantity	Type and model
20/A 9	111 517 177	Shaft – Differential pinion	1	
21/A 10	002 517 181	Lock pin – Differential shaft	1	
		up to Chassis No. 111 3200 000		
-	111 517 181 A	Lock pin – Differential shaft	1	
		from Chassis No. 112 2000 001		
A 11	113 517 183	Thrust washer – Differential side gears	2	M 4: 141-144; M 9
		up to Chassis No. 110 3100 000	2	M 4
		from Chassis No. 111 2000 001	2	113, 114, 117, 118, 151, 152; M 1/M 4
22	113 517 185	Ball bearing – Differential	2	
		up to Chassis No. 110 3100 000	2	
		from Chassis No. 111 2000 001	2	111, 112, 115, 116, 141-144; M 1
A 12	113 517 185 B	Taper roller bearing – Differential	2	M 4: 141-144; M 9
		up to Chassis No. 110 3100 000	2	M 4
		from Chassis No. 111 2000 001	2	113, 114, 117, 118, 151, 152; M 1/M 4
23	113 517 191	Fulcrum plate – Rear axle shaft	4	
		up to Chassis No. 110 3100 000	4	
		from Chassis No. 111 2000 001	4	111, 112, 115, 116, 141-144; M 1
-	113 517 193	Fulcrum plate (oversize) – Rear axle shaft	x	
		up to Chassis No. 110 3100 000	x	
		from Chassis No. 111 2000 001	x	111, 112, 115, 116, 141-144; M 1
24	113 517 199	Shim 2.8 mm – Differential	x	
		up to Chassis No. 110 3100 000	x	
		from Chassis No. 111 2000 001	x	111, 112, 115, 116, 141-144; M 1
-	113 517 201	Shim 2.9 mm – Differential	x	
		up to Chassis No. 110 3100 000	x	
		from Chassis No. 111 2000 001	x	111, 112, 115, 116, 141-144; M 1
-	113 517 201 A *	Shim 0.15 mm (No. 1) – Differential	x	M 4: 141-144
		up to Chassis No. 110 3100 000	x	M 4
		from Chassis No. 111 2000 001	x	113, 114, 117, 118, 151, 152; M 1/M 4
-	113 517 202 A *	Shim 0.20 mm (No. 2) – Differential	x	M 4: 141-144
		up to Chassis No. 110 3100 000	x	M 4
		from Chassis No. 111 2000 001	x	113, 114, 117, 118, 151, 152; M 1/M 4
-	113 517 203	Shim 3.0 mm – Differential	x	
		up to Chassis No. 110 3100 000	x	
		from Chassis No. 111 2000 001	x	111, 112, 115, 116, 141-144; M 1

Key No.	Part No.	Description	Quantity	Type and model
-	113 517 203 A	* Shim 0.30 mm (No. 3) – Differential up to Chassis No. 110 3100 000 from Chassis No. 111 2000 001	x x x	M 4: 141-144 M 4 113, 114, 117, 118, 151, 152; M 1/M 4
-	113 517 204 A	* Shim 0.40 mm (No. 4) – Differential up to Chassis No. 110 3100 000 from Chassis No. 111 2000 001	x x x	M 4: 141-144 M 4 113, 114, 117, 118, 151, 152; M 1/M 4
-	113 517 205	Shim 3.1 mm – Differential up to Chassis No. 110 3100 000 from Chassis No. 111 2000 001	x x	111, 112, 115, 116, 141-144; M 1
-	113 517 205 A	* Shim 0.50 mm (No. 5) – Differential up to Chassis No. 110 3100 000 from Chassis No. 111 2000 001	x x x	M 4: 141-144 M 4 113, 114, 117, 118, 151, 152; M 1/M 4
-	113 517 206 A	* Shim 0.60 mm (No. 6) – Differential up to Chassis No. 110 3100 000 from Chassis No. 111 2000 001	x x x	M 4: 141-144 M 4 113, 114, 117, 118, 151, 152; M 1/M 4
-	113 517 207	Shim 3.2 mm – Differential up to Chassis No. 110 3100 000 from Chassis No. 111 2000 001	x x	111, 112, 115, 116, 141-144; M 1
-	113 517 207 A	* Shim 0.70 mm (No. 7) – Differential up to Chassis No. 110 3100 000 from Chassis No. 111 2000 001	x x x	M 4: 141-144 M 4 113, 114, 117, 118, 151, 152; M 1/M 4
-	113 517 208 A	* Shim 0.80 mm (No. 8) – Differential up to Chassis No. 110 3100 000 from Chassis No. 111 2000 001	x x x	M 4: 141-144 M 4 113, 114, 117, 118, 151, 152; M 1/M 4
-	113 517 209	Shim 3.3 mm – Differential up to Chassis No. 110 3100 000 from Chassis No. 111 2000 001	x x	111, 112, 115, 116, 141-144; M 1
-	113 517 209 A	* Shim 0.90 mm (No. 9) – Differential up to Chassis No. 110 3100 000 from Chassis No. 111 2000 001	x x x	M 4: 141-144 M 4 113, 114, 117, 118, 151, 152; M 1/M 4



Key No.	Part No.	Description	Quantity	Type and model
-	113 517 210 A *	Shim 1.0 mm (No. 10) - Differential up to Chassis No. 110 3100 000 from Chassis No. 111 2000 001	x x x	M 4: 141-144 M 4 113, 114, 117, 118, 151, 152; M 1/M 4
-	113 517 211	Shim 3.4 mm - Differential up to Chassis No. 110 3100 000 from Chassis No. 111 2000 001	x x	111, 112, 115, 116, 141-144; M 1
-	113 517 211 A *	Shim 1.2 mm (No. 11) - Differential up to Chassis No. 110 3100 000 from Chassis No. 111 2000 001	x x x	M 4: 141-144 M 4 113, 114, 117, 118, 151, 152; M 1/M 4
-	113 517 213	Shim 3.5 mm - Differential up to Chassis No. 110 3100 000 from Chassis No. 111 2000 001	x x	111, 112, 115, 116, 141-144; M 1
-	113 517 215	Shim 3.6 mm - Differential up to Chassis No. 110 3100 000 from Chassis No. 111 2000 001	x x	111, 112, 115, 116, 141-144; M 1
-	113 517 217	Shim 3.7 mm - Differential up to Chassis No. 110 3100 000 from Chassis No. 111 2000 001	x x	111, 112, 115, 116, 141-144; M 1
-	113 517 219	Shim 3.8 mm - Differential up to Chassis No. 110 3100 000 from Chassis No. 111 2000 001	x x	111, 112, 115, 116, 141-144; M 1
-	113 517 221	Shim 3.9 mm - Differential up to Chassis No. 110 3100 000 from Chassis No. 111 2000 001	x x	111, 112, 115, 116, 141-144; M 1
A 13	004 517 241 *	Spacer sleeve 28.85 mm long Differential side gears up to Chassis No. 110 3100 000 from Chassis No. 111 2000 001	x x x	M 4: 141-144; M 9 M 4 113, 114, 117, 118, 151, 152; M 1/M 4
-	004 517 242 *	Spacer sleeve 28.94 mm long Differential side gears up to Chassis No. 110 3100 000 from Chassis No. 111 2000 001	x x x	M 4: 141-144; M 9 M 4 113, 114, 117, 118, 151, 152; M 1/M 4
-	004 517 243 *	Spacer sleeve 29.03 mm long Differential side gears up to Chassis No. 110 3100 000 from Chassis No. 111 2000 001	x x x	M 4: 141-144; M 9 M 4 113, 114, 117, 118, 151, 152; M 1/M 4

Key No.	Part No.	Description	Quantity	Type and model
-	004 517 244	* Spacer sleeve 29.12 mm long Differential side gears up to Chassis No. 110 3100 000 from Chassis No. 111 2000 001	x x x	M 4: 141-144; M 9 M 4 113, 114, 117, 118, 151, 152; M 1/M 4
25	113 517 245	Shim 0.25 mm - Differential up to Chassis No. 110 3100 000 from Chassis No. 111 2000 001	x x	111, 112, 115, 116, 141-144; M 1
A 14	113 517 279	* Circlip - Joint flange up to Chassis No. 110 3100 000 from Chassis No. 111 2000 001	2 2 2	M 4: 141-144; M 9 M 4 113, 114, 117, 118, 151, 152; M 1/M 4
A 15	113 517 281	* Spacer ring - Joint flange up to Chassis No. 110 3100 000 from Chassis No. 111 2000 001	2 2 2	M 4: 141-144; M 9 M 4 113, 114, 117, 118, 151, 152; M 1/M 4
A 16	113 517 283	* Joint flange with protective washer (Remove protective washer when used for M 9) up to Chassis No. 110 3100 000 from Chassis No. 111 2000 001	2 2 2	M 4: 141-144; M 9 M 4 113, 114, 117, 118, 151, 152; M 1/M 4
A 17	113 517 289 A	* Cap - Joint flange up to Chassis No. 110 3100 000 from Chassis No. 111 2000 001	2 2 2	M 4: 141-144; M 9 M 4 113, 114, 117, 118, 151, 152; M 1/M 4
A 18	001 517 601	* Housing	1	M 4/M 220, M 9/M 220
A 19	N 14 765 1	* Screw, cheese head M 6x10	2	M 4/M 220, M 9/M 220
(26)	181 517 601	Differential housing from Chassis No. 110 2473 up to 110 3100 000 from Chassis No. 111 2000 001 up to December 1971	1 1	M 220 M 220: 111, 112, 115, 116; M 1/M 220; M 220: 141-144
26	181 517 601 A	Housing from Chassis No. January 1972	1	M 220: 111, 112, 115, 116; M 1/M 220; M 220: 141-144
(26)	211 517 601 B	Differential housing up to Chassis No. 110 2473 153	1	M 220
A 20	001 517 605	* Cover - Differential housing	1	M 4/M 220, M 9/M 220
(27)	181 517 605	Cover - Differential housing up to Chassis No. 110 3100 000 from Chassis No. 111 2000 001 up to December 1971	1 1	M 220 M 220: 111, 112, 115, 116; M 1/M 220; M 220: 141-144
27	181 517 605 A	Cover - Differential housing from Chassis No. January 1972	1	M 220: 111, 112, 115, 116; M 1/M 220; M 220: 141-144



Key No.	Part No.	Description	Quantity	Type and model
A 21	001 517 619	* Set of discs	1	M 4/M 220, M 9/M 220
28	181 517 619	Sets of discs	1	M 220
		from Chassis No. 110 2473 154 up to 110 3100 000	1	M 220: 111, 112, 115, 116;
		from Chassis No. 111 2000 001		M 1/M 220; M 220: 141-144
(28)	211 517 619 A	Set of discs	2	M 220
		up to Chassis No. 110 2473 153		
29	181 517 621	Side gear - Differential	2	M 220; 111, 112, 115, 116;
		from Chassis No. January 1972		M 1/M 220; M 220: 141-144
		003 pink		
(29)	211 517 621 A	Side gear - Differential	2	M 220
		up to Chassis No. 110 3100 000	2	M 220: 111, 112, 115, 116;
		from Chassis No. 111 2000 001	2	M 1/M 220; M 220: 141-144
		up to December 1971		
		003 pink		
A 22	001 517 625	* Differential pinion	4	M 4/M 220, M 9/M 220
30	211 517 625	Pinion - Differential	1	M 220
		up to Chassis No. 110 3100 000	1	M 220: 111, 112, 115, 116;
		from Chassis No. 111 2000 001		M 1/M 220; M 220: 141-144
A 23	001 517 627	*Differential side gear	2	M 4/M 220, M 9/M 220
A 24	001 517 631	* Pressure ring	2	M 4/M 220, M 9/M 220
(31)	181 517 631	Pressure ring	2	M 220
		from Chassis No. 110 2473 154 up to 110 3100 000	2	M 220: 111, 112, 115, 116;
		from Chassis No. 111 2000 001	2	M 1/M 220; M 220: 141-144
		up to December 1971		
31	181 517 631 A	Pressure ring	2	M 220: 111, 112, 115, 116;
		from Chassis No. January 1972		M 1/M 220; M 220: 141-144
(31)	211 517 631	Pressure ring	2	M 220
		up to Chassis No. 110 2473 153		
A 25	001 517 635	* Shaft - Differential pinion	2	M 4/M 220, M 9/M 220
32	181 517 635	Shaft - Differential pinion	2	M 220: 111, 112, 115, 116;
		from Chassis No. January 1972		M 1/M 220; M 220: 141-144
(32)	211 517 635	Shaft - Differential pinion	2	M 220
		up to Chassis No. 110 3100 000	2	M 220: 111, 112, 115, 116;
		from Chassis No. 111 2000 001	2	M 1/M 220; M 220: 141-144
		up to December 1971		
-	181 517 639	Drive pin - Limited slip differential	4	M 220
		from Chassis No. 110 2473 154 up to 110 3100 000	4	M 220: 111, 112, 115, 116;
		from Chassis No. 111 2000 001		M 1/M 220; M 220: 141-144
33	211 517 641 A	Bolt - Housing	8	M 220

Part No.	Description	Quantity
REPAIR KITS		
111 598 021	1 dust sleeve with securing parts up to Chassis No. 3 700 000	
	comprising:	
111 501 153 A	Boot	1
111 501 157 B	Strip – Hose connection 85–103 mm dia.	1
111 501 159 B	Strip – Hose connection 44–64 mm dia.	1
N 11 004 2	Nut, hex. M 4	6
N 11 251 1	Screw, button head AM 4×18	6
N 11 664 3	Washer 4.1	12
111 598 021 A	1 dust sleeve with securing parts from Chassis No. 3 700 001	
	comprising:	
111 501 153 B	Boot	1
111 501 157 B	Strip – Hose connection 85–103 mm dia.	1
111 501 159 B	Strip – Hose connection 44–64 mm dia.	1
N 11 004 2	Nut, hex. M 4	6
N 11 251 1	Screw, button head AM 4×18	6
N 11 664 3	Washer 4.1	12
111 598 051	1 set of gaskets for 1 rear wheel up to Chassis No. 6 502 399	
	comprising:	
111 501 286	Washer between ball bearing and spacer	1
111 501 291	Gasket – Bearing cover	1
111 501 296	Gasket between spacer and rear wheel bearing	1
111 501 303 B	Spacer (outer) – Rear wheel bearing	1
111 501 315	Oil seal (outer) – Rear wheel bearing	1
N 12 545 1	Cotter pin 5×45	1



Part No.	Description	Quantity
311 598 051	1 set of gaskets for 1 rear wheel from Chassis No. 115 000 001 comprising:	
111 501 286	Washer between ball bearing and spacer	1
111 501 291	Gasket - Bearing cover	1
111 501 296	Gasket between spacer and rear wheel bearing	1
111 501 303 B	Spacer (outer) - Rear wheel bearing	1
111 501 315	Oil seal (outer) - Rear wheel bearing	1
211 501 315	Gasket - Bearing cover	1
211 501 321	Oil thrower	1
N 12 545 1	Coller pin 5X45	1
111 598 081	1 set of differential pinions (non-synchromesh and synchromesh transmsston) 001 blue 003 pink comprising:	
	Side gear - Differential	2
	Pinion - Differential	2
113 598 081	Repair kit for differential from Chassis No. March 1972 113-118, 151, 152; M 1/M 4; M 4: 141-144; M 9; M 1/M 4/M 9 comprising:	
	Differential side gear, right	1
	Differential side gear, left	1
	Pinion-Differential	2
	Thrust washer - Differential side gears	2
113 598 085	* Repair kit for joint flange up to Chassis No. 110 3100 000 M 4, M 9: 113, 114, 117, 118, 141-144, 151, 152 from Chassis No. 111 2000 001 113, 114, 117, 118, 151, 152; M 1/M 4; M 4: 141-144 comprising:	
113 301 189 D	Sealing washer	1
113 517 279	Circlip	1
113 517 289 A	Cap	1
N 15 371 1	Lock washer	6